

ONLINE SUBJECT SELECTION GUIDE



Year 9, 2020

Thursday 15 August 2019

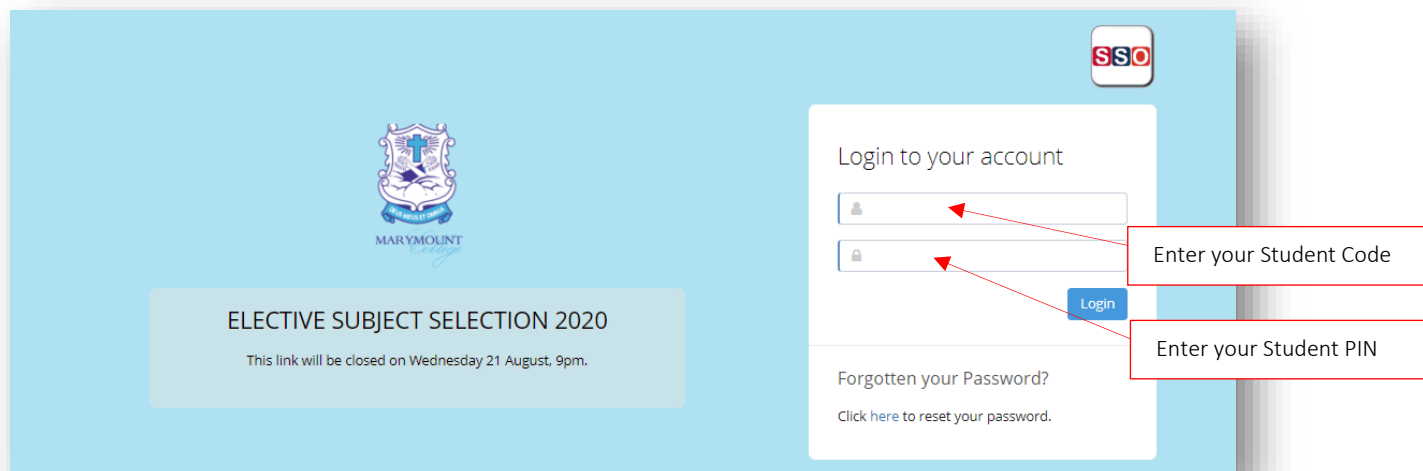
Thursday 15 August 2019, 5pm

Wednesday 21 August 2019, 10pm

Information Morning

Year 9 2019 Online Subject Selections **OPEN**

Year 9 2019 Online Subject Selections **CLOSED**



ELECTIVE SUBJECT SELECTION 2020
This link will be closed on Wednesday 21 August, 9pm.

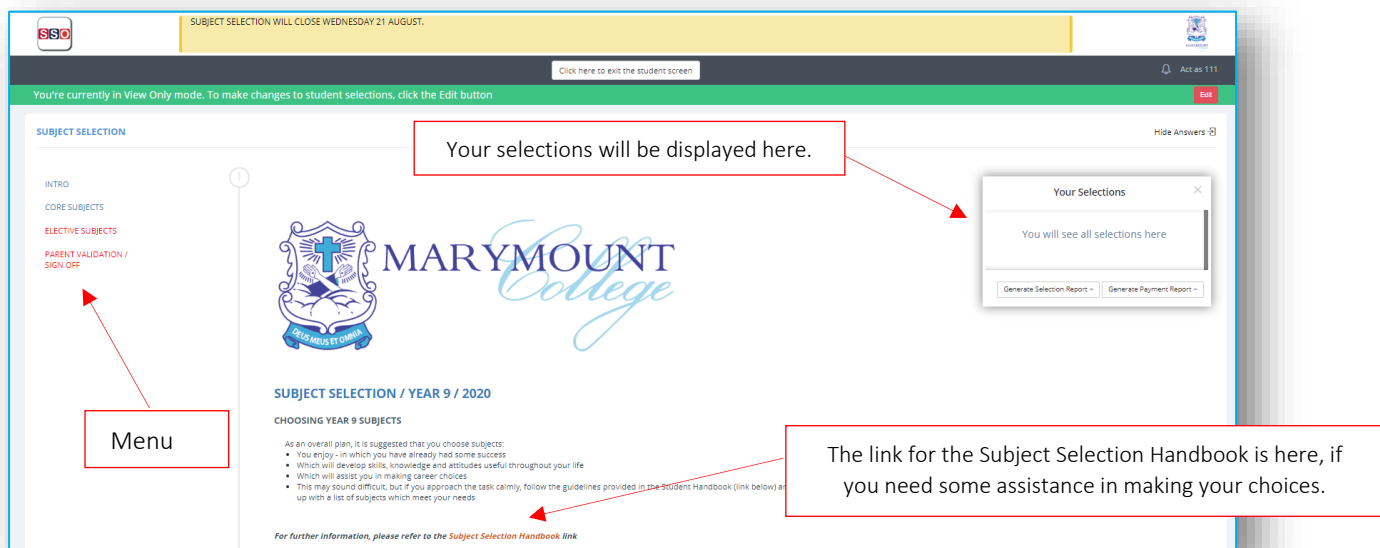
Login to your account

Enter your Student Code

Enter your Student PIN

Login

Forgotten your Password?
Click [here](#) to reset your password.



SUBJECT SELECTION WILL CLOSE WEDNESDAY 21 AUGUST.

You're currently in View Only mode. To make changes to student selections, click the Edit button

SUBJECT SELECTION

INTRO
CORE SUBJECTS
ELECTIVE SUBJECTS
PARENT VALIDATION / SIGN OFF

Menu

YOUR SELECTIONS
You will see all selections here
Generate Selection Report ~ Generate Payment Report ~

SUBJECT SELECTION / YEAR 9 / 2020

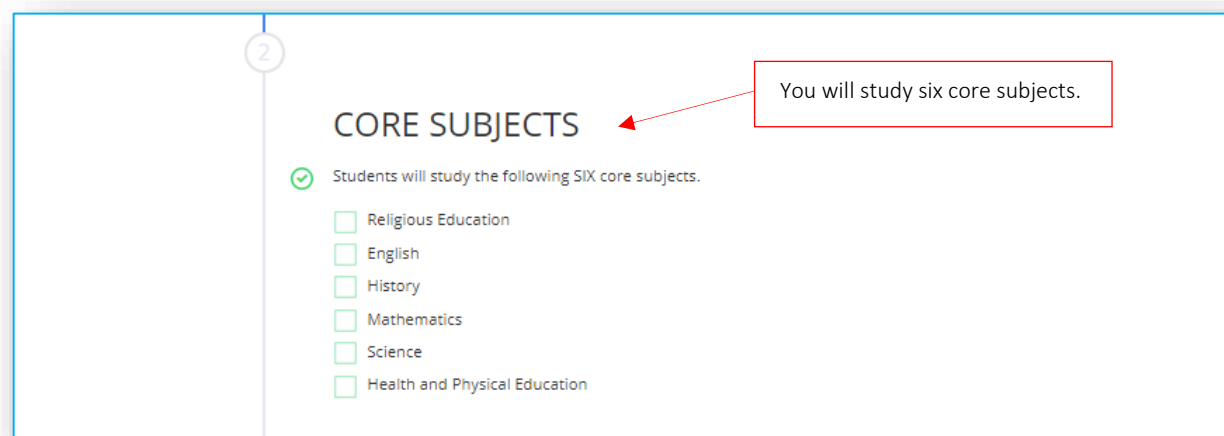
CHOOSING YEAR 9 SUBJECTS

As an overall plan, it is suggested that you choose subjects:

- You enjoy - in which you have already had some success
- Which will develop skills, knowledge and attitudes useful throughout your life
- Which will assist you in making career choices
- This may sound difficult, but if you approach the task calmly, follow the guidelines provided in the Student Handbook (link below) and up with a list of subjects which meet your needs

The link for the Subject Selection Handbook is here, if you need some assistance in making your choices.

For further information, please refer to the [Subject Selection Handbook link](#)



CORE SUBJECTS

Students will study the following SIX core subjects.

- Religious Education
- English
- History
- Mathematics
- Science
- Health and Physical Education

You will study six core subjects.

Please select **SIX** of the following Elective Subjects, in **preference order**:

- Each elective subject selection must be chosen/listed in preference order.
- Choices numbered 1 to 4 are your elective subjects you would like to study in 2020.
- Choices 5 to 6 are your reserve choices, in case any of your top four are not available.

★ Please take note of text.

- ☐ Advanced Sports Program - (FULL YEAR) - AFL
- ☐ Advanced Sports Program - (FULL YEAR) - AFL
- ☐ Advanced Sports Program - (FULL YEAR) - NETBALL
- ☐ Advanced Sports Program - (FULL YEAR) - NETBALL
- ☐ Advanced Sports Program - (FULL YEAR) - OZTAG
- ☐ Advanced Sports Program - (FULL YEAR) - OZTAG
- ☐ Advanced Sports Program - (FULL YEAR) - RUGBY LEAGUE/UNION
- ☐ Advanced Sports Program - (FULL YEAR) - RUGBY LEAGUE/UNION
- ☐ Dance (Course 1)
- ☐ Dance (Course 2)
- ☐ Digital Technologies (Course 1)
- ☐ Digital Technologies (Course 2)
- ☐ Drama (Course 1)
- ☐ Drama (Course 2)
- ☐ Design and Technologies - GRAPHICS
- ☐ Design and Technologies (Engineering Principles and Systems) - METAL
- ☐ Design and Technologies (Food & Fibre) - TEXTILES
- ☐ Design and Technologies (Food Specialisation) - FOOD
- ☐ Design & Technologies (Materials & Technologies) - WOOD
- ☐ Economics and Business
- ☐ French (FULL YEAR)
- ☐ French (FULL YEAR)
- ☐ Geography
- ☐ Japanese (FULL YEAR)
- ☐ Japanese (FULL YEAR)
- ☐ Media Arts (Course 1)
- ☐ Media Arts (Course 2)
- ☐ Music (FULL YEAR)
- ☐ Music (FULL YEAR)
- ☐ Visual Arts (Course 1)
- ☐ Visual Arts (Course 2)

Select **SIX** Elective Subjects, in **preference order**:

• Each elective subject selection must be chosen/listed in preference order.
 • Choices numbered 1 to 4 are your elective subjects you would like to study in 2020.
 • Choices 5 to 6 are your reserve choices, in case any of your top four are not available.

1 ☒ Advanced Sports Program - (FULL YEAR) - AFL
 2 ☒ Advanced Sports Program - (FULL YEAR) - AFL
 4 ☒ Geography
 3 ☒ Digital Technologies (Course 1)
 5 ☒ Dance (Course 2)
 6 ☒ Advanced Sports Program - (FULL YEAR) - AFL
☐ Advanced Sports Program - (FULL YEAR) - AFL
☐ Advanced Sports Program - (FULL YEAR) - AFL

The subjects will be automatically placed in the order you choose them.

(You are able to adjust the order after selection, by holding down on the arrows on the subject you wish to move)

★ This is to ensure they are in your preferential order

4

PARENT VALIDATION / SIGN OFF

Please ensure you have discussed the above choices with your parents.

☐ I have discussed the above choices with my parents.

Discuss your choices with your parents.

⚠ Parent Validation

Enter the Parent PIN below, then click Validate:

If you require assistance with this, please contact the school.

The PIN will need to be re-entered, if any changes are made after successful validation.

Your parent is to enter their "Parent PIN" and click "Validate" to confirm they agree.



There is no 'save' button, as the program will automatically save your selections as you go.