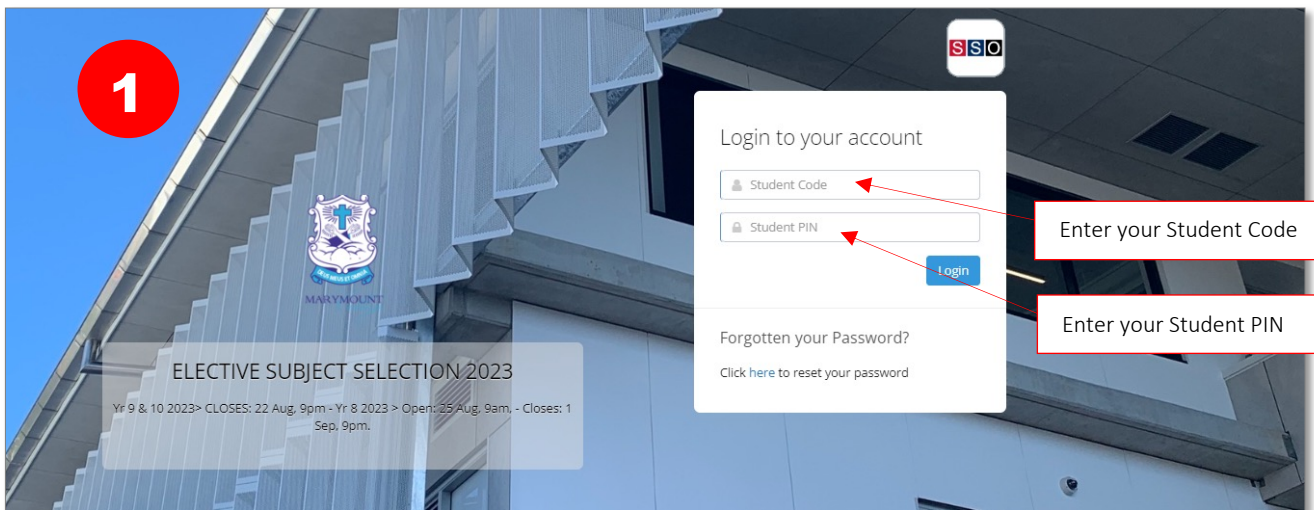


Within this online process, students will be asked to select FOUR elective subjects & TWO reserve elective subjects. It is essential these selections are listed in preference order. ie: No 1 being their favourite subject to No 4 being their least favourite. Each section must be completed in full, before moving on. You can make changes at any time while the online process is open.




KEY DATES

Monday 15 August 2022, 9am	Year 8 2023 Online Subject Selections OPEN
Monday 22 August 2022, 9pm	Year 8 2023 Online Subject Selection CLOSED

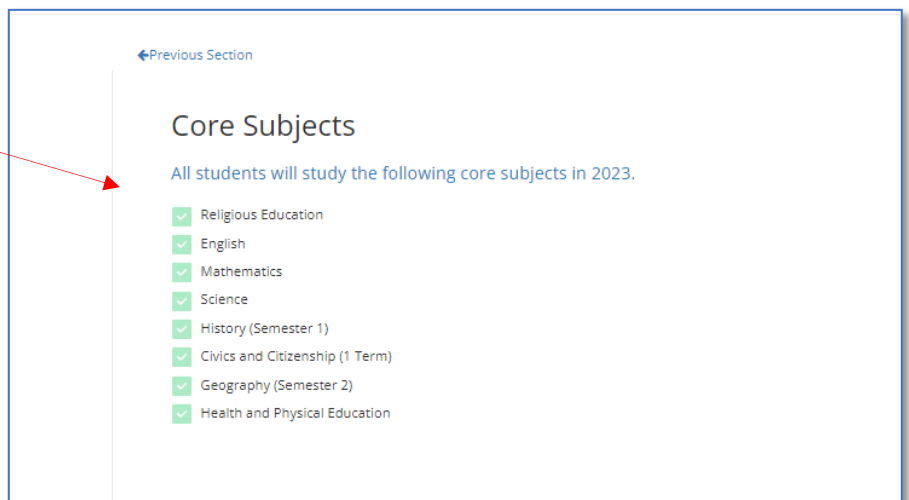
Your selections will be displayed here.

Menu

LINK for the Subject Selection Guide



You will study six core subjects.



← Previous Section

Core Subjects

All students will study the following core subjects in 2023.

- Religious Education
- English
- Mathematics
- Science
- History (Semester 1)
- Civics and Citizenship (1 Term)
- Geography (Semester 2)
- Health and Physical Education

2

Select FOUR Elective Subjects

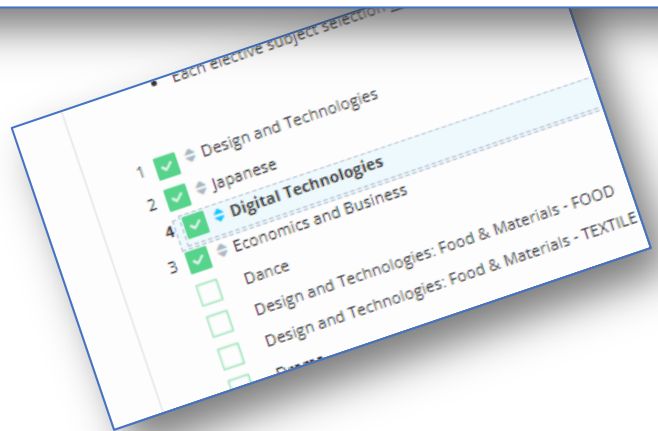
Elective Subjects

Please select **FOUR** elective subjects from the list below.

- Students will choose **FOUR** of these subjects to study for one semester each.
- Each elective subject selection must be chosen/listed in preference order. No.1 being your most favourite to No.4 being your least favourite.

1	<input checked="" type="checkbox"/>	Design and Technologies
2	<input checked="" type="checkbox"/>	Japanese
3	<input checked="" type="checkbox"/>	Economics and Business
4	<input checked="" type="checkbox"/>	Digital Technologies
	<input type="checkbox"/>	Dance
	<input type="checkbox"/>	Design and Technologies: Food & Materials - FOOD
	<input type="checkbox"/>	Design and Technologies: Food & Materials - TEXTILES
	<input type="checkbox"/>	Drama
	<input type="checkbox"/>	French
	<input type="checkbox"/>	Media Arts
	<input type="checkbox"/>	Music
	<input type="checkbox"/>	STEM
	<input type="checkbox"/>	Visual Arts

You are able to adjust the order after selection, by holding down on the arrows on the subject you wish to move



★ This is to ensure they are in order of 1 favourite to 4 least favourite

You are always able to go back and make changes any time.

[←Previous Section](#)

Elective Subjects

Please select **FOUR** elective subjects from the list below.

- Students will choose **FOUR** of these subjects to study for one semester each.
- Each elective subject selection must be chosen/listed in preference order. No.1 being your most favourite to No.4 being your least favourite.

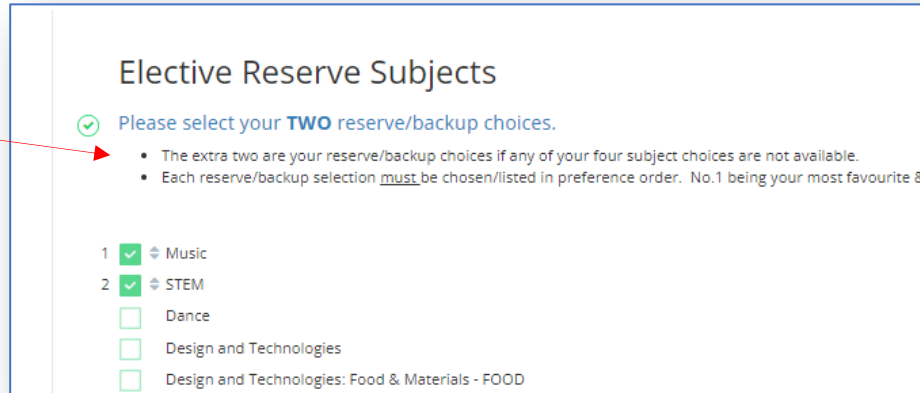
1	<input checked="" type="checkbox"/>	Design and Technologies
2	<input checked="" type="checkbox"/>	Japanese
3	<input checked="" type="checkbox"/>	Digital Technologies
4	<input checked="" type="checkbox"/>	Economics and Business
	<input type="checkbox"/>	Dance
	<input type="checkbox"/>	Design and Technologies: Food & Materials - FOOD
	<input type="checkbox"/>	Design and Technologies: Food & Materials - TEXTILES
	<input type="checkbox"/>	Drama
	<input type="checkbox"/>	French
	<input type="checkbox"/>	Media Arts
	<input type="checkbox"/>	Music
	<input type="checkbox"/>	STEM
	<input type="checkbox"/>	Visual Arts

[→Next Section](#)

If you are not taken to the next section when you click "Next Section", it would be because you have not chosen the required amount of electives

3

Select TWO Reserve/Backup Subjects



Elective Reserve Subjects

Please select your **TWO** reserve/backup choices.

- The extra two are your reserve/backup choices if any of your four subject choices are not available.
- Each reserve/backup selection must be chosen/listed in preference order. No.1 being your most favourite &

1 Music

2 STEM

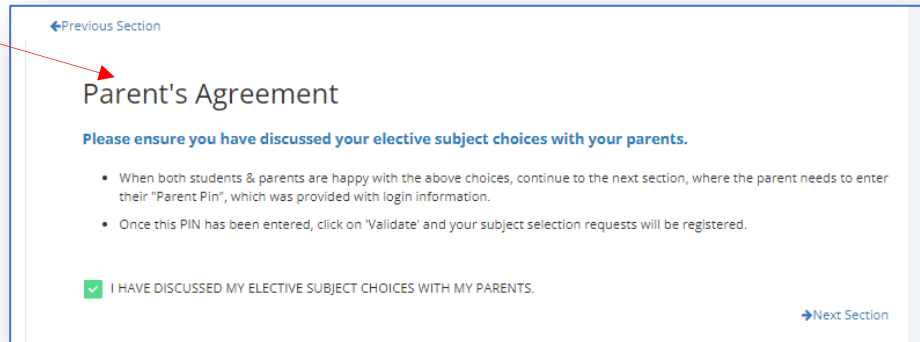
Dance

Design and Technologies

Design and Technologies: Food & Materials - FOOD

4

Do not continue past this point until you have discussed your choices with your parents.



[← Previous Section](#)

Parent's Agreement

Please ensure you have discussed your elective subject choices with your parents.

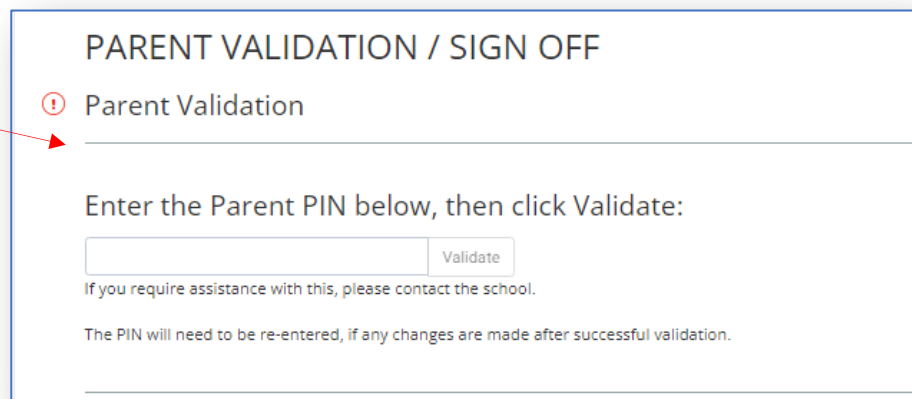
- When both students & parents are happy with the above choices, continue to the next section, where the parent needs to enter their "Parent Pin", which was provided with login information.
- Once this PIN has been entered, click on 'Validate' and your subject selection requests will be registered.

I HAVE DISCUSSED MY ELECTIVE SUBJECT CHOICES WITH MY PARENTS.

[→ Next Section](#)

5

This is where parents enter their "Parent PIN" that has been emailed to them.



PARENT VALIDATION / SIGN OFF

Parent Validation

Enter the Parent PIN below, then click Validate:

If you require assistance with this, please contact the school.

The PIN will need to be re-entered, if any changes are made after successful validation.

There is no save button, all selections are saved automatically.