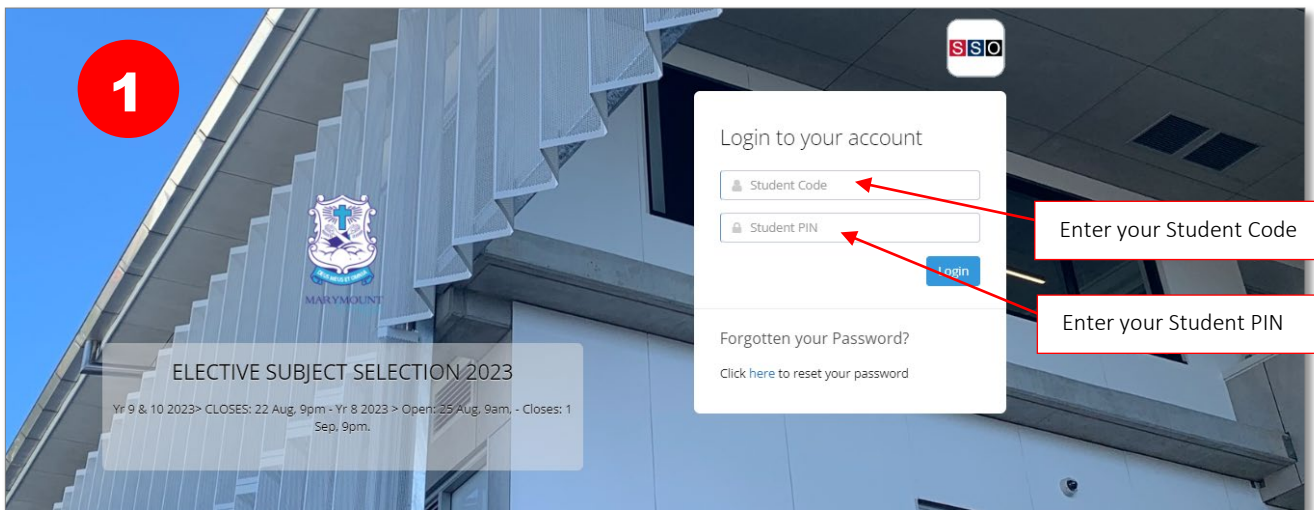


Within this online process, students will be asked to select FOUR elective subjects & TWO reserve elective subjects. It is essential these selections are listed in preference order. ie: No 1 being their favourite subject to No 4 being their least favourite. Each section must be completed in full, before moving on. You can make changes at any time while the online process is open.



KEY DATES

Monday 15 August 2022, 9am	Year 9 2023 Online Subject Selections OPEN
Monday 22 August 2022, 9pm	Year 9 2023 Online Subject Selection CLOSED

Your selections will be displayed here.

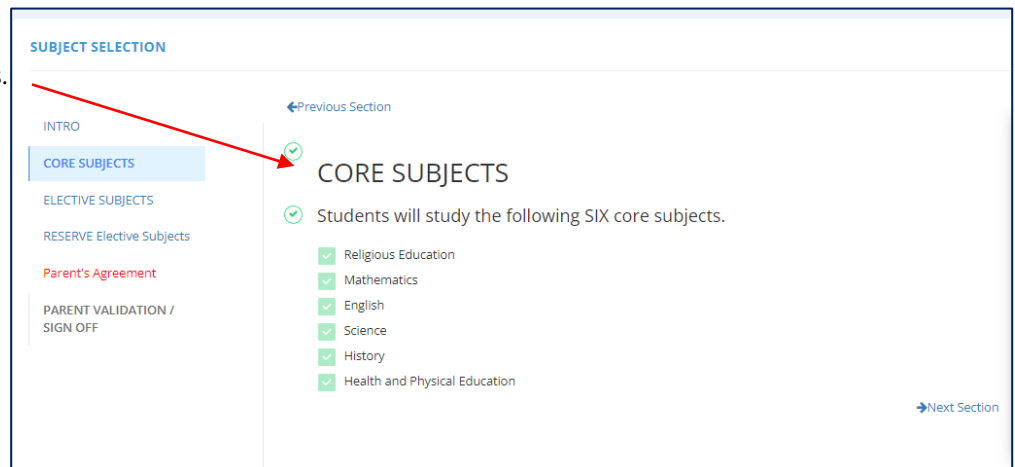
Menu

LINK for the Subject Selection Guide



The screenshot shows the 'SUBJECT SELECTION' interface. On the left is a menu with options: INTRO, CORE SUBJECTS, ELECTIVE SUBJECTS, RESERVE Elective Subjects, Parent's Agreement, and PARENT VALIDATION / SIGN OFF. The 'CORE SUBJECTS' option is highlighted. In the center, there is the Marymount College logo and the title 'SUBJECT SELECTION / YEAR 9 / 2023'. Below the title, there is explanatory text and a link to the 'Year 9 2023 Subject Selection Guide link'. On the right, a 'Your Selections' pop-up window is open, showing 'ELECTIVE SUBJECTS' and 'RESERVE Elective Subjects' with their respective options. At the bottom of the pop-up are buttons for 'Generate Selection Report' and 'Generate Payment Report'.

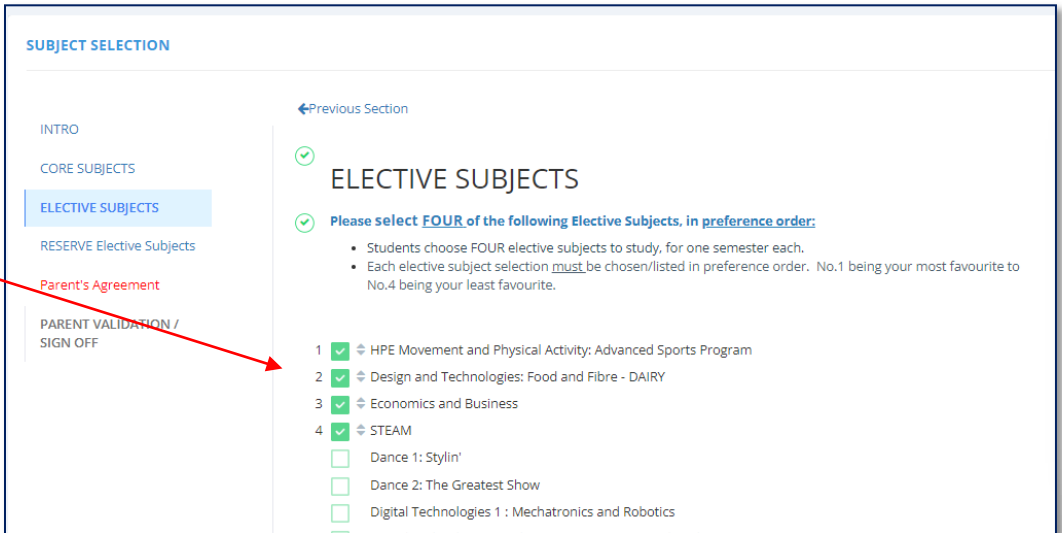
You will study six core subjects.



The screenshot shows the 'SUBJECT SELECTION' interface with the 'CORE SUBJECTS' section selected in the menu. The main content area displays 'CORE SUBJECTS' with a green checkmark icon. Below this, it states 'Students will study the following SIX core subjects.' followed by a list of subjects, each with a green checkmark icon: Religious Education, Mathematics, English, Science, History, and Health and Physical Education. Navigation buttons for 'Previous Section' and 'Next Section' are visible at the top and bottom right of the content area.

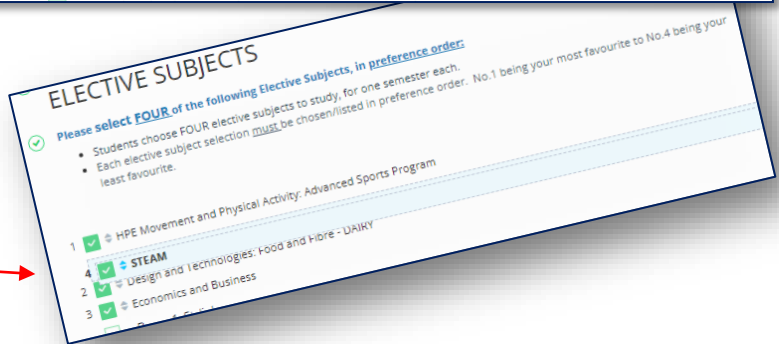
2

Select FOUR Elective Subjects



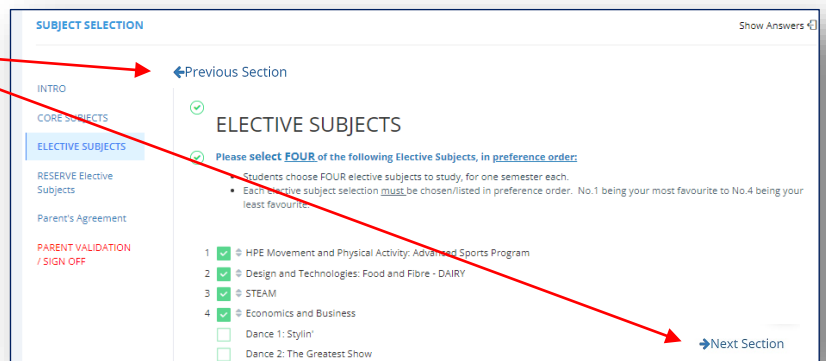
You are able to adjust the order after selection, by holding down on the arrows on the subject you wish to move

★ This is to ensure they are in order of 1 favourite to 4 least favourite



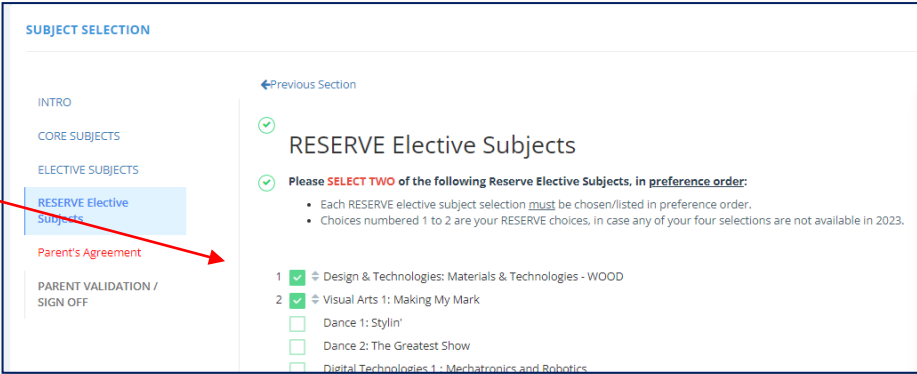
You are always able to go back and make changes any time.

If you are not taken to the next section when you click "Next Section", it would be because you have not chosen the required amount of electives



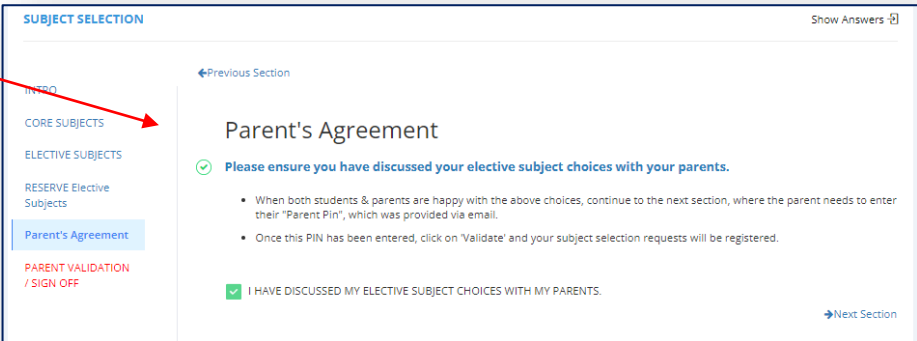
3

Select TWO Reserve/Backup Subjects



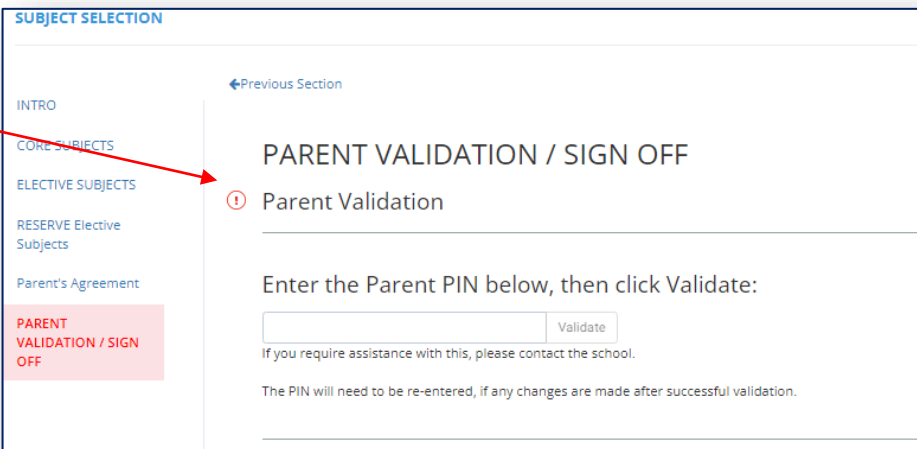
4

Do not continue past this point until you have discussed your choices with your parents.



5

This is where parents enter their "Parent PIN" that has been emailed to them.



There is no save button, all selections are saved automatically.