



Marymount College  
Burleigh Waters

2024

Year 7 Guide

FRANCISCAN  
CENTRE



# Marymount Excellence

Marymount College is known for quality education and excellent student outcomes.

Marymount students have exceptional curriculum offerings and co-curricular experiences so that every student learns to love learning and knows success in their learning.



# Contents

Preparing for Year 7 2024	8
Your first week	9
Bell Times, Term Dates Year 7 and Term 1 Key Dates	10
Getting to school	12
Tuckshop	14
Co-curricular Activities	15
Swimming Carnival	16
Year 7 Camp	17
Communication	18
Our Policies and Procedures	20
• Student Protection and Medical and Health Conditions	21
• Absence from school, Signing in late, or out early	22
• Code of Expected Behaviour	24
• Complaints Policy	25
• Uniform Policy	26
• Smart Devices at School and Student use of social media	30
• Year 7-9 Assessment and Homework Policy	32
Your subjects in Year 7	36
Core Subjects	37
• Religious Education	38
• English	39
• Health & Physical Education	40
• History and Geography	41
• French	42
• Spanish	43
• Mathematics	44
• Science	45
Rotation Subjects	46
• Economics and Business	47
• Civics & Citizenship	48
• Digital Technologies	49
• Design Technology	50
• STEAM	51
• Drama	52
• Visual Arts	53
• Music	54

# Vision

Marymount College is a supportive Catholic educational community committed to lifelong and life-giving learning. We ensure that the Gospel values of respect, care, inclusivity, forgiveness, faith, hope and love are reflected in all aspects of College life.



# Mission

## We live this by:

- Fostering positive relationships based on inclusion, respect and tolerance
- Growing resilience within a supportive school environment
- Developing spiritual, academic, physical and creative gifts
- Embracing the person and vision of Jesus
- Following the example of Mary and St Francis

## As a Catholic College, we prepare our Community by:

- Developing staff through formation
- Developing respect for self, others and the environment

## Our community is called to:

- Advocate justice and equality

## Our Focus is to:

- Maximise learning growth for all our learners
- Grow young people as global citizens
- Be a place of quality learning and teaching
- Encourage students to reach their full potential

## Our Community is committed to:

- Cultivating partnerships with parents, carers, the Burleigh Heads Parish and wider community
- Prioritising wellbeing
- Empowering leaders
- Creating a caring community

# New experiences

I hope this guide provides you with the answers to many of your questions and alleviates your concerns. It also describes the Year 7 curriculum in 2024.

Year 7 is a very exciting, but sometimes challenging year for students as they move to a different structure of schooling.

The Information Evening and Orientation Day assist with the smooth transition to the College.

Orientation Day provides an opportunity for the students to have a taste of the routines and experiences of Junior Secondary and also a chance to meet other students and teachers who are part of the supportive environment that is Marymount College.

Throughout the years at the College, students will encounter many new experiences and opportunities. I encourage them to embrace these challenges and make the most of the opportunities offered to them. Embrace academic excellence!

Learning is our core business and at the core of all learning is the ongoing relationship between students, parents and the College.

We aim to build a positive environment where open communication is encouraged as we work in partnership to ensure your son or daughter achieves their academic goals.

Welcome to Marymount College.

Wes Guthrie  
Assistant Principal Junior Curriculum





## Preparing for Year 7 2024



### Uniform

All uniform requirements (excluding footwear) will be available from Ranier Schoolwear retail shop located at 6/76 Robina Town Centre Drive, Robina.

Fittings for Year 7 will be held at the Ranier shop from 7-11 November. Bookings are essential. An email with a booking link has been sent.



### Orientation Day

**Monday 27 November 8:30am-2:57pm.**

Students should wear the sports uniform for the school they currently attend, including their hat.

Bring, lunch, water bottle and a pen. Morning tea will be provided.

Meet on the grass in front of the Doyle Centre.



### Stationery and books

Stationery packs will be available from Box of Books for \$XX. Alternatively, parents may choose to purchase stationery requirements from a retailer such as Officeworks.

View the stationery list on the College website at [www.marymount.qld.edu.au](http://www.marymount.qld.edu.au) > Parent/Guardian Information > Texthire & Stationery.

Year 7 students will receive all textbooks required during the first days of school.

## Your first week

Monday 22 January

Student Free Day

Tuesday 23 January

This is an important day for Year 7 students.

Year 7 First Day (8:25am start)

- Parents drop off at the Kiss & Go
- Bring food for recess and lunch, pencil case, and stationery (Tuckshop will be open with limited items).
- Wear formal school uniform
- Students will be met by Senior Peer Support Students and accompanied to the Doyle Centre
- Parents pick up from the Kiss & Go.

**On this day you will:**

- meet your pastoral teacher and students in your pastoral and core classes
- be issued a timetable with your subjects, teachers, and rooms
- find out what house you are in
- collect your text books and be allocated a locker

Wednesday 24 January

All Students attend

- Bring food for recess and lunch.
- Wear formal uniform.
- Meet your PC Teacher in the P&F Courtyard.
- Whole School assembly.
- House meetings.

Thursday 25 January

Whole School Swimming Carnival

Compulsory attendance for all students.

Nominations to swim will be taken by House Captains on Wednesday 24 January during the House meetings.

Pizzey Park, Miami

- Students will travel to and from the Carnival by school bus
- Buses will depart Marymount College between 8:30am-9:00am
- Buses will return to Marymount College between 2:30pm-3:00pm
- Bring food for recess and lunch, hat, towel, swimmers (not bikini), sunscreen. Name everything!
- House colour swimming caps will be provided.
- Wear sun safe free dress-preferably house colours.

Friday 26 January

Australia Day Public Holiday

# Bell Times

	Monday	Tuesday - Friday
Staff Briefing	8:20am	
Warning Bell	8:30am	8:25am
Pastoral Care	8:35am	8:30am
Period 1	8:53am	8:48am
Period 2	9:44am	9:40am
Recess	10:32am	10:29am
Period 3	10:55am	10:52am
Period 4	11:46am	11:44am
Lunch 1	12:34pm	12:33pm
Lunch 2	12:54pm	12:53pm
Period 5	1:18pm	1:16pm
Period 6	2:09pm	2:08pm

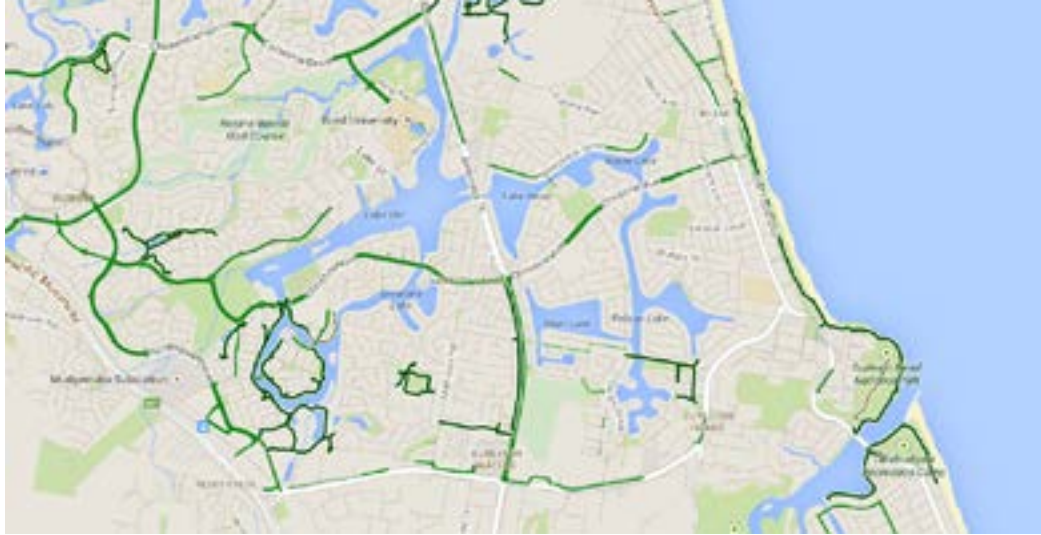
# Term Dates 2024

Term 1	Tuesday 23 January	Thursday 28 March
Easter School Holidays	Friday 29 April	Sunday 14 April
Term 2	Monday 15 April	Friday 21 June
June -July School Holidays	Saturday 22 June	Sunday 7 July
Term 3	Monday 8 July	Friday 13 September
September School Holidays	Saturday 14 September	Sunday 29 September
Term 4	Monday 30 September	Friday 6 December
Christmas School Holidays	Saturday 7 December	Tuesday 28 January 2025

# Year 7 Term 1 Key Dates

<b>Monday 30 January</b>	<b>Welcome BBQ</b> <ul style="list-style-type: none"> <li>Time: 2:00pm-3:00pm</li> <li>Venue: Pastoral Care Room then P&amp;F Courtyard.</li> <li>Meet your child's Pastoral teacher in their PC room before moving to the P&amp;F Courtyard for a BBQ and 'Meet and Greet' with Administration and class teachers.</li> <li>All family members welcome to attend.</li> </ul> <b>Laptop and Year 7 Information Session</b> <ul style="list-style-type: none"> <li>Time: 3:00pm-4:00pm</li> <li>Venue: Doyle Centre</li> <li>Who Should Attend: Year 7 student with at least one parent. Pastoral teachers will greet you in the Doyle Centre and distribute information booklets.</li> </ul> <p>It is a requirement that both student and parents/carers read the Marymount College <i>MacBook Policy and Guidelines 2024 Booklet</i> which will be distributed at this information session. An electronic form will be emailed to parents to indicate your acceptance of this policy.</p>
<b>Monday 5 February</b>	Year 7 students will be issued a new MacBook Air 13" as part of the College Laptop 1:1 Program. <ul style="list-style-type: none"> <li>Period 1-4 'Out of the Box', setting up your MacBook</li> </ul>
<b>Friday 9 February</b>	Opening Liturgy
<b>Monday 19 February</b>	School Photos (siblings 7:30am-8:30am) Staff & Year 10-12 students
<b>Tuesday 20 February</b>	School Photos (siblings 7:30am-8:30am) Year 7-9 students
<b>Friday 23 February</b>	School Photos (siblings 7:30am-8:30am) and catch-ups
<b>Wednesday 13 March</b>	NAPLAN (13-22 March)
<b>Tuesday 26 March</b>	Year 7 Camp (26-28 March)

A printed College calendar will be distributed to families early in 2024.  
For up to date information consult the online calendar in the Parent Portal and BCE Connect App.



# Getting to school

## Bus Travel

Marymount bus bays are supervised in the morning and afternoon until 3:30pm.

- Students must follow the Department of Transport guidelines for bus travel which include no eating, littering or throwing of rubbish from buses

A helpful link for parents to prepare their child for travelling on public transport is *Public Transport Guide for Parents*.

See the QR code and web address below.

## School Transport Travel Rebate

- Student travel rebate applications are only open in May for Semester 1 and October for Semester 2. Visit [SchoolTransport.com.au](https://schooltransport.com.au) first to check if you are eligible

## MyTranslink app

MyTranslink is the official Queensland Government app for public transport in South East Queensland, Mackay, Cairns, Toowoomba and Townsville.

Download the app on your mobile from the app store - search for 'My Translink'.

## Code of Conduct

Resources are available on the Translink website <https://translink.com.au/travel-with-us/school-travel/school-travel-info/code-of-conduct>

- Code of Conduct for School Students Travelling on Buses
- Safe Travel of School Students Guiding Principles
- Students fact sheet
- Parents/carers fact sheet

## Car

Safety is our Number 1 priority in the car park—all parents, staff and students must obey the parking regulations. Police and Council will issue fines to drivers who participate in illegal and dangerous practices.

### Reedy Creek Rd Pick-up & Parking Facility

- Drivers using the 'Kiss & Go' have 30 seconds to pick-up or drop-off their children.
- Students must be ready to exit the vehicle to the side walk immediately, with all they need to take with them.
- At pick-up, if the child is not ready or present, drivers will be asked to move on and re-join the queue.
- If parents need to exit the car for any reason, it is recommended that they park in the Reedy Creek Road public car park.

### Sunlight Drive Pick-up & Parking Facility

A 'Kiss & Go' Drop off facility and an additional 114 carpark spaces are available, at the top of the Sunlight Drive entrance.

### College Driveway Access

Please note that the driveway between the College and Primary school Administration buildings is not accessible from 8.10am to 9.00am and also from 2.40pm to 3.10pm (Monday to Friday, during term times).

## Bike

Riding your bike to school is a good way to increase your physical activity.

- The Gold Coast Bike Riding Guide is a useful resource when talking to your child about bike safety
- There are many bike pathways in the area which lead into the school
- Students must lock their bikes up in the secure area under the Doyle Centre during the day with chain and lock.
- Students riding bikes must obey all traffic laws which include wearing a helmet
- Students should not ride their bikes on the school premises.

### Request from our neighbouring businesses

Please do not park in the carparks of our neighbouring businesses. This includes the businesses at the end of Sunlight Drive (Bounce, Furniture 'n' More), the businesses across the road from Marymount (Supercheap Auto), and Treetops Shopping Centre.



Public Transport Guide for Parents  
<https://translink.com.au/travel-with-us/school-travel/guide-for-parents>



School Service Journey Planner  
<https://jp.translink.com.au/plan-your-journey/services-nearby>



School Transport Travel Rebate  
<https://schooltransport.com.au/schools/>



The Gold Coast Bike Riding Guide



## Tuckshop

The Tuckshop is open daily and serves breakfast from 8:00am.

Students can purchase healthy, nutritious food from the Tuckshop each day during Recess and Lunch. There will be a selection of hot food, cold food and various drinks available.

All our food is homemade and prepared fresh daily on site. We will also have freshly baked cookies, brownies, muffins, slices, cakes and much more, including rotating daily specials which can be purchased at the counter.

### Special dietary requirements

We use the Flexischools online ordering system for those students who have special dietary requirements to ensure these items are available daily.

- Various gluten free, vegetarian and vegan options will be available.
- Orders need to be placed either online, or by students at the counter window before 8:30am (late orders will not be accepted).

### Payment

For students convenience, the Tuckshop has EFTPOS facilities. We will accept either cash or card. Students are NOT permitted to use their mobile phones or smartwatch for payment at the Tuckshop.

Healthy and nutritious food is our goal, and we would welcome any other ideas or suggestions that may not be on our menu already.

Kylie, Jen, and the Tuckshop Team



To set up a Flexischools account scan this QR code or visit <https://flexischools.com.au/>

## Co-curricular Activities

Marymount College offers many co-curricular activities, incorporating a variety of academic, sporting and artistic pursuits.

Including:

- AFL
- All Schools Oztag
- All Schools Touch Football
- Brain Bee Challenge
- Chess Club
- Code Club
- Cricket
- Dance Extension
- Debating
- Drama plays
- Environment Club
- Fairweather Art Group
- Girls Drone Club
- Homework Club
- Interact Social Justice
- Makerspace
- Music Program
- Musical
- Netball
- Opti-Minds
- Public Speaking
- RACI Titration
- Rosies Friends on the Street
- Rugby League
- Rugby Union
- Science Competitions

Students are encouraged to 'have a go' and their varying strengths and talents are developed and appreciated throughout the College community. This involvement in the wider community contributes greatly to their quality of experience at Marymount College and helps them develop into decent, well-balanced people who are positive and adept.

Opportunities are advertised via the daily notices and newsletter.





## Swimming Carnival

**Thursday 25 January 2024**

### Clothing Requirements

The Swimming Carnival is a free dress day.

Students may dress up in House colours, but are asked to wear sensible dress, which means a one-piece swimsuit for girls, or a pair of shorts and T-shirt/rashie worn over their bikini.

Students should bring a hat and plenty of sunscreen to reapply during the day.

### Lunch Requirements

- The pool canteen will be open on the day.
- Students will need to bring their food for the day, and plenty of water to drink

### Weather

In the event of electrical/dangerous storms, the Carnival will be cancelled. Families will be notified of the cancellation via SMS at 7.15am or soon after.

### Spectators

Parents or guardians are welcome to come and view the day's races.

### Permission Slip

An electronic permission slip will be sent to Year 7 parents mid January. Please action this slip when received.

**Note: No student will be dismissed early from the Carnival without a BCE Connect or Parent Portal absence notification . Staff are unable to take parent phone calls at the pool.**

## Year 7 Camp

**Year 7 students will attend Camp in the last week of Term 1.**

This camp is an integral part of our College Induction Programme and has been designed to help develop your child through skills that are socially, mentally and physically challenging. The main aim of the camp is for the students to get to know one another and their teachers, as well as being the culminating activity of their Induction into Secondary School.

We advise students to ensure they have a good breakfast on the morning of departure. We will not be stopping the buses for morning tea and food items cannot be consumed on the bus. Students who suffer from travel sickness need to make the teachers on the bus aware and sit towards the front of the bus. Taking travel sickness medication prior to the bus trip is advisable.

**Departure Date:** Tuesday 26 March

**Departure Time:** Meet pastoral group in P&F Courtyard 8.30am sharp.

**Depart Time:** 8:45 am

**Return Date:** Thursday 28 March

**Return Time:** 2:45pm

**Venue Name:** QCCC Mapleton

**Venue Address:** 170 Obi Obi Rd, Mapleton QLD

**Transport:** Coach

**Requirements:** A list of all requirements will be provided closer to the event. All meals will be supplied at the camp.

**Dress:** Appropriate free dress

**Accompanying Teachers:** Pastoral Teachers, Pastoral Leaders–Year 7.

**Cost:** The cost of this camp will be included in school fees



# Communication

## Newsletter

The fortnightly newsletter contains all the information you need to know about what is happening at Marymount College. You will receive an email every second Friday afternoon (Week B). Please take the time to read this information.

## Email

We will regularly send email with information about upcoming events. Permission for excursions is sent electronically via EdSmart. Please ensure you have supplied a current email address.

## SMS

The College will send SMS reminders to the Main Contact, for important events, and also to advise if your child was absent from Pastoral Class.

## Social Media

- Facebook: [www.facebook.com/marymountcollegeburleighwaters](http://www.facebook.com/marymountcollegeburleighwaters)
- Instagram: [marymount\\_college\\_burleigh](https://www.instagram.com/marymount_college_burleigh)

These pages are updated regularly with news and photos of student life and events happening at College.

## Parent Portal

Use the Parent Portal to notify an absence, view student information, reports, assessment schedules, excursion letters and more. See screenshot above.

Parents will be able to access the Parent Portal 30 days before their child's enrolment commences and for 30 days after their enrolment finishes. An email with information on how to access will be sent to you early in the school year.

## Record Book

Parents are asked to sign their child's record book weekly. It is a very important communication tool between school and home. Stamps are received in the record book for non-completion of homework and class work, and for not bringing the correct equipment to class. (3 stamps = letter home). Email notifications will be sent advising parents if student's work habits in the areas of homework, equipment and classwork are of concern.

A notification will also be emailed if assignments are not submitted by the due date.

## BCE Connect App

Download the College App from Apple Store or Google Play. Once you download BCE Connect, search for Marymount College and mark as a favourite. The app is a useful way to access information on the go. We can also send you push notifications if there are announcements.

## Website

There is a range of useful information for parents on our website [www.marymount.qld.edu.au](http://www.marymount.qld.edu.au).

## Reporting

Reports are completed every Term. You will be sent an email to let you know when reports are available on the Parent Portal.

- Term 1 Report
- Term 2 Report
- Term 3 Report
- Term 4 Report

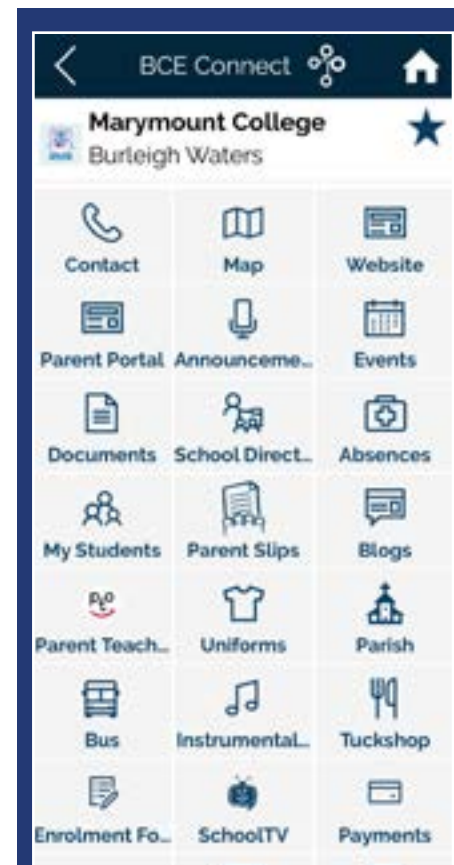
## Student-led Conferences

There are two opportunities to meet with your child's teachers each year.

Information regarding online bookings will be emailed to parents at the start of Term 2 and 3.

- Term 2 Week 2
- Term 3, Week 2

**It is important that the College is kept up to date with any changes in address, phone numbers and email addresses, so that we are able to contact you quickly.**



## Download BCE Connect



Apple



Google

Favourite Marymount College and select 'Log in' to enter your Parent Portal log in details. The app will not log you out for 12 months.

This will enable you to connect to your Parent Portal and view your child's details.

# Our Policies & Procedures



## Student Protection

**Student protection and wellbeing are paramount in Catholic Schools.**

Each member of the Marymount Community, be it staff, student or parent has the right to feel safe and free from any form of intimidation including physical, verbal, emotional or sexual.

Our commitment to the protection of students is based in our belief that each person is made in the image of God, and our ethos is to provide a safe and supportive environment for all. All students have the right to expect that the school will always act to protect them from any kind of harm, and the school community will provide a safe, secure and supportive learning and social environment for all students.

If a student does not feel safe, has been harmed or is in danger of being harmed, this is a student protection concern.

As a school community we will not allow cases of bullying to go unreported but will speak up.

### Student Protection Contacts

If you have a student protection concern, please contact one of the Student Protection Contact Officers listed below who can assist you. You may reach them by calling the school office or through the email listed on the Staff Directory in the BCE Connect App and Parent Portal.

- Martina Millard–Principal
- Geoff Browne–Deputy Principal
- Vivian Savage–Assistant Principal Pastoral
- Sandra Devine–Guidance Counsellor
- Cintia May– Guidance Counsellor
- Heather Clark– Guidance Counsellor

## Medial and Health conditions

It is a Brisbane Catholic Education requirement for parents to provide updated information to the College each year for any students with medical or health conditions.

If this is applicable to your child please download the relevant form from our website and return it to the College prior to the Year 7 Orientation Day.

If your child requires medication to be held at the school please have your child bring the medication with the relevant form, to the Student Administration Office.

visit [www.allergy.org.au](http://www.allergy.org.au) to download the following forms:

- ASCIA Action Plans for Anaphylaxis (RED)
- ASCIA Action Plan for Drug (Medication) Allergy
- ASCIA Record for Drug (Medication) Allergy
- ASCIA Action Plan for Allergic Reactions (GREEN)
- ASCIA First Aid Plans for Anaphylaxis (ORANGE)
- ASCIA Travel Plan
- ASCIA Action Plan for Eczema
- ASCIA Guide to Eczema Management
- ASCIA Action Plan for EoE
- ASCIA Action Plan for FPIES
- ASCIA Immunodeficiency Plans
- ASCIA Management Plan for HAE
- ASCIA Treatment Plan for Allergic Rhinitis
- ASCIA Treatment Plans for Immunotherapy

If you require any further assistance please contact the Student Administration Office.



To view the Anti-Bullying policy scan this QR code or visit [www.marymount.qld.edu.au/Our College/Policies](http://www.marymount.qld.edu.au/Our%20College/Policies)



To view the BCE Student Protection processes scan this QR code or visit [www.marymount.qld.edu.au/BCE Policies](http://www.marymount.qld.edu.au/BCE%20Policies)

# Absence from school

## Providing Absence Notifications

This is important for the safety and wellbeing of all students. When a student cannot attend school for any reason, it is expected that the legal guardian will notify Student Reception by 8:00am on the day of absence.

Absence notifications are received via the methods below:

1. Parent Portal: Click on Report Student Absence
2. BCE Connect App: Absences

## SMS Messages

An SMS will be sent by approximately 9:30am each day to the main contact of students whose absence has not been notified by a parent or guardian.

## If you are unwell during the day

Students who become unwell during the school day should:

1. Inform their Class Teacher who will send them to Sick Bay
2. Report to Sick Bay and show staff diary signed by teacher
3. Staff in Sick Bay will call a parent to collect the student if necessary.

**Students should NOT call their parents to collect them. If this is necessary, a staff member will contact a parent/caregiver.**

## Extended Absence

Marymount College does not support the practice of scheduling holidays during term time and does not consider the taking of a holiday during term time an authorised explanation of absence from school.

Requests for leave of absence for three or more days must be made via the Extended Absence link in the Parent Portal.

All requests for extended student absence must be made by a parent, two weeks in advance via the following method:

1. Log into the Parent Portal
2. Select the 'Application for Extended Leave' icon
3. Complete the online form
4. You will receive an automatic email confirming your request has been received.

While requests for leave of absence are necessary from time to time, students and parents must accept responsibility for the impacts their absence may have on their learning and achievement.

The Pastoral Leader-Year 7 will endeavour to assist the student, provided they make a timely and reasonable request for details of work and assessment prior to their absence. Special Consideration will be given where necessary.

# Signing in late, or out early

**If your child is late for school (even if school has been notified) they must check in at SAO.**

If your child will be arriving late, or needs to depart school early, a parent must advise via BCE Connect App or Parent Portal absence notifications.

We do not allow students to meet parents in the carpark, as this is unsupervised during the school day.

Please pull up outside SAO to collect your child. There is short term visitor parking in the driveway outside the Main Office.

## Student Responsibilities

- To attend school for the whole school day, every day and be on time for all timetabled classes
- To not leave school during school hours without a parent permission via the BCE Connect App or Parent Portal absence notifications and reporting to Student Administration Office (SAO) upon arrival/prior to leaving.
- To always report to SAO if arriving to school later than 8:35am.
- To ensure work missed during any periods or days absent from school is completed.
- To monitor own attendance at the end of each term.
- To ensure days absent are explained by your Legal Guardian.
- To discuss day(s) absent with your class/Pastoral Care teacher if either attending regularly or getting your Legal Guardian's notification for an absence is difficult.



To view the Marymount College Attendance Policy scan this QR code or visit [www.marymount.qld.edu.au/our-college/Pages/Policies.aspx](http://www.marymount.qld.edu.au/our-college/Pages/Policies.aspx)



## Code of Expected Behaviour

### Code of Expected Student Behaviour

As members of the Marymount College Community we commit to:

- show care and concern for ourselves and others through enjoying relationships that are courteous, just and respectful
- moving, working, learning and playing safely
- actively learning and assisting others with their learning
- communicating justly
- respect our own and others' property and the College environment.

These expectations are contained in the College Record Book and all College publications that deal with this area.

### Behaviour Management

The basis of Marymount's Behaviour Management Structure is the use of the Positive Behaviour for Learning which is based on the principle that "No one has the right to violate the rights of others."

The rules that apply in all circumstances in our school are:

- Bring the right thing
- Do the right thing
- Say the right thing

In this way, students learn to show respect and use good manners so that the rights of others will not be violated.

In the classroom, this means the teacher's right to teach and a student's right to learn cannot be disrupted by the disruptive actions of others.

In the playground, this means every student's right to feel safe and free from harassment cannot be threatened by others. Each person is encouraged to use their gifts and talents fully.

### Parent and Community Code of Conduct

We welcome parents and other members of our Marymount Community into our school.

Working together in our school community, school staff support the learning and wellbeing of every student and are entitled to a safe work environment.

Parents and other visitors can support safety by ensuring their communications and conduct at the school and school activities are respectful.

It is expected that parents and visitors to our school communities will:

- be polite to others
- act as positive role models
- recognise and respect personal differences
- contribute to a positive school culture
- use the school's communication process to address concerns
- work together with staff to resolve issues or concerns
- respect peoples' privacy

Parents and visitors to our school communities demonstrate this by:

- using polite spoken and written language
- always speaking and behaving respectfully
- being compassionate when interacting with others
- informing staff if the behaviour of others is negatively impacting them or their family
- respecting staff time by accepting they will respond to appropriate communication when they are able
- requesting a meeting to discuss any concerns about their child's education—allowing staff time to prepare and appreciating their time may be limited
- acknowledging staff are responsible for supporting the whole school community
- speaking positively about the school and its staff
- not making negative comments or gossiping about other school community members, including students—in person, in writing or on social media
- understanding, at times, compromises may be necessary
- always considering the privacy of all school community members and understanding that the school cannot share confidential information

## Complaints Policy

Marymount College applies the following principles when managing complaints:

- Students, parents and guardians have a right to voice complaints.
- Complaints are resolved promptly and at the point of receipt, where possible.
- Complaints will be handled fairly, objectively, and confidentially.
- Students, parents and guardians will not be adversely affected by making a complaint.
- Complaints help us to improve our services.

### How to make a complaint

1. In the first instance, the student, parent or guardian talks with a teacher or other school employee and they work together to resolve the complaint.
2. If the matter cannot be resolved, the student, parent or guardian talks with a senior school employee e.g. Head of Year, Deputy Principal, Assistant Principal or other nominated school employee and they work together to resolve the complaint.
3. If the matter cannot be resolved, the student, parent or guardian talks with the Principal and they work together to resolve the complaint.

### Request for review

If dissatisfied with the school's complaints processes, a student, parent or guardian may submit a written request for a review to the Principal.

### More information

Scan the QR code below or visit [www.marymount.qld.edu.au/BCE Policies](http://www.marymount.qld.edu.au/BCE_Policies)



# Uniform Policy

The Marymount College Uniform Policy is an agreed dress standard for all students attending Marymount.

The Marymount College uniform policy has been developed through a thorough consultation with parents, staff and the wider community. The policy also covers other aspects of the personal presentation of students, especially as ambassadors of the College and its name.

## The Marymount College Uniform Policy applies to all students when:

- Attending or representing our school
- Travelling to and from school
- Engaging in school activities out of school hours, including school excursions
- Wearing of the College uniform inside or outside of school hours

## The Marymount College Uniform Policy aims to contribute to a safe, disciplined and supportive learning environment through:

- Ready identification of students at school
- Fostering a strong sense of belonging
- Developing mutual respect among students by minimising visible evidence of an economic or social difference
- Being sun-smart
- Being respectful of the College community and its reputation

## Expectations

It is expected that:

- Students will be role models of College values in word, deed and action in the College uniform.
- The College uniform will be worn in its entirety and not with non-approved items.
- The College uniform will be worn in accordance with all aspects of the Uniform Code.
- The College uniform must be kept clean, neat and in a good state of repair.
- Students will not harm the reputation of the College while wearing the uniform.
- Students will not upload, through the use of any data carriage service, images and videos of themselves, or others, in the College uniform to any digital platform.

## Free dress days

Free dress days are generally part of a celebration, fundraising activity or sporting event.

Examples include:

- St Patrick's Day, Have a Heart Day, Marymount Day
- Swimming Carnival, Track & Field Carnival
- Camps.

The following rules will apply on free dress days:

- Clothing, jewellery or other items must not be offensive, unsafe, revealing or likely to disrupt the normal school management
- Shoes must be enclosed
- Long hair must be tied back
- Normal jewellery and make-up rules apply.

## Special circumstances

The Marymount College Uniform Policy incorporates strategies to accommodate the special needs and circumstances of students.

These needs are negotiated between parents, Head of Year and the Assistant Principal Pastoral Care.

Examples of special circumstances may include:

- Student medical conditions
- Student physical attributes or requirements
- Sport and PE

## Representing the College

Students representing the College in sport are required to wear full sports or their team uniform to and from the venue.

If the sport has a special training shirt and/or team uniform, this is permitted to be worn at training and before/after school.

## Health & Physical Education (HPE)

Students not wearing the correct uniform, shoes or hat for HPE lessons will receive a PBL referral after 3 breaches per term.

## Request for uniform variations

- Students require a note written by their parent/carer to seek a uniform variation.
- The note is to be presented to their Head of Year (HOY) upon arrival at school.
- If granted, the student receives a uniform variation slip, signed by their HOY.

## Chewing gum

- Chewing gum is not permitted at Marymount College.

## Hair

- For all students, hair should be neat, clean and tidy.
- Hair should not be cut or coloured in an unusual or extreme way, be shaved at less than a 3 or have lines or patterns.
- Mullet and undercut haircuts are not permitted.
- Students with unusual or extreme hair will not be permitted to return to the College until the colour is removed or the cut is more acceptable.
- When leaning forward the hair should not obscure the face.
- Boys hair must not be longer than the top of the collar
- Girls with hair longer than the top of the collar should be tied back
- Beards, goatees, moustaches, rattails or long sideburns are not permitted.
- Patterned scrunchies, hair ties, and ribbons are not permitted.

## Jewellery, make-up, and piercings

- Students are not permitted to wear make-up.
- False eyelashes are not to be worn to school.
- No jewellery is to be worn except for a plain wristwatch, or a plain cross which may be worn with an appropriate chain.
- Students may wear one plain stud or sleeper in each lower ear lobe.
- Large, jewelled studs or drop earrings are not permitted.
- Lip, nose, eyebrow, tongue and other visible piercings are not permitted.
- Clear piercings are not permitted under any circumstances, nor is it allowable to cover a piercing with a band-aid.

## Tattoos

Visible tattoos are not permitted.

## Fingernails

Fingernails should be clean and presentable. Students should not wear false nails of any kind. Nails should be free of coloured polish. Clear polish is acceptable.

## Sanctions

Our school community supports the application of the following sanctions for breaches of the Marymount College Uniform Policy.

These include:

1. Uniform Detention
  - Students in breach of the Uniform Policy will be issued with a uniform detention.
  - Students who fail to attend their uniform detention receive a PBL for not following teacher directions.
  - Failure to attend the PBL results in a suspension.
2. Preventing students from attending or participating in any activity or event for which they are representing the school.
3. Providing verbal and/or written communication to parents/carers of students who do not meet the requirements of the College Uniform Policy.
4. Withdrawal and suspension.

## Sun safe Policy

Students will:

- be aware of the school's Sun Smart Policy
- take responsibility for their own health and safety by being Sun Smart
- use shaded or covered areas, where possible, for outdoor activities
- comply with Sun Smart rules and guidelines by wearing suitable hats, clothing, sunscreen
- apply SPF 30 broad-spectrum, water-resistant sunscreen 20 minutes before going outdoors
- act as positive role models for other students in all aspects of Sun Smart behaviour.

Full policy available on the College website under [Our College > Policies](#)

## Formal Uniform

The full school uniform is to be worn whilst travelling to and from school (except on designated sports days) and at all College functions.

The uniform is to be worn well fitted, clean and in good condition.

Girls' Uniform		Boys' Uniform	
Blouse	<p>Years 7-9:</p> <p>Blue Marymount blouse with compulsory crossover tie.</p> <p>Years 10-12:</p> <p>White Marymount blouse with compulsory crossover tie.</p> <ul style="list-style-type: none"> <li>• Due to the light colouring of the blouses, only white or flesh coloured bras/crops may be worn.</li> <li>• T-shirts with writing clearly visible are not to be worn under the white school shirt.</li> </ul>	Shirt	<p>Years 7-9:</p> <p>Blue Marymount shirt with embroidered pocket, worn tucked in, with long grey formal socks. OR Blue Jack Shirt worn untucked with short grey formal socks.</p> <p>Years 10-12:</p> <p>White Marymount shirt with embroidered pocket, worn tucked in.</p> <ul style="list-style-type: none"> <li>• T-shirts with writing clearly visible are not to be worn under the white school shirt.</li> </ul>
Skirt OR Shorts	<p>Marymount tartan skirt Marymount navy shorts</p> <ul style="list-style-type: none"> <li>• Skirt must no shorter than the top of the kneecap (all year levels).</li> </ul>	Tie	<p>Years 10-12:</p> <p>Required to own a Marymount tie and wear for occasions such as College Mass, Liturgies, school photo day, and excursions.</p>
Pants	<p>Marymount navy long pants May be worn in any term.</p>	Shorts	<p>Marymount charcoal dress shorts worn with Marymount belt</p>
Hair ties	<p>Girls with long hair are required to own a Marymount hair tie/ribbon and to and wear for occasions such as College Mass, Liturgies, school photo day, and excursions.</p>	Pants	<p>Marymount charcoal long pants. To be worn with Marymount leather belt and ankle length plain grey socks. May be worn in any term.</p>
Socks	<p>Socks short plain white with navy trim</p> <p>Navy blue 70 denier opaque tights may be worn with the school skirt in any term.</p>	Socks	<p>Marymount long grey marle socks worn up to the knee.</p> <p>Short socks will be rolled out in 2024 for Year 7, 8 &amp; 9 boys in 2024 as current stocks are depleted.</p>
		Belt	<p>Marymount leather belt</p>

All items except for shoes are available in store or online from: Ranier Schoolwear Uniform Shop 6/76 Robina Town Centre Drive, Robina QLD 4226

Unisex Items	
Shoes	<p>Black, laced, traditional style with leather uppers and blocked heel.</p> <ul style="list-style-type: none"> <li>• Only black leather, lace-up traditional style shoes with heel are allowed.</li> <li>• Black joggers sold as school shoes or shoes with pointed toes or buckles are not part of the uniform.</li> </ul>
Hat	<p>Marymount navy embroidered bucket hat with house colours on reverse side.</p> <ul style="list-style-type: none"> <li>• The College bucket hat is compulsory for all students and must be worn at all times when outdoors.</li> <li>• The hat is not to be worn indoors.</li> <li>• The reverse colour is to be student's house colour.</li> <li>• The hat must be free of graffiti and in good condition.</li> </ul>
Bag	<p>Marymount College navy backpack (compulsory)</p> <ul style="list-style-type: none"> <li>• Only the Marymount College branded canvas carry bag is permitted to be used at school. The canvas bag may not be used as a school bag</li> </ul>
Laptop bag	<p>Marymount College laptop bag (compulsory)</p>
Jumper	<p>Marymount V-neck blue jumper (optional)</p>
Soft shell jacket	<p>Year 7-9 students only. Marymount navy soft shell jacket. (optional)</p>
Blazer	<p>Navy Marymount blazer:</p> <ul style="list-style-type: none"> <li>• 2024: Compulsory for Year 10 &amp; 11 students. Optional for Year 12</li> <li>• 2025 onwards: Compulsory for Year 10, 11 &amp; 12.</li> </ul>

## Sport Uniform

Students are not permitted to arrive at school or leave at the end of the day while wearing their Sports Uniform. The exception is on Thursdays or when special permission is given. eg excursions, training or reflection days.

Wearing of the College bucket hat is compulsory when outdoors.

Unisex Items	
Polo	<p>Marymount light blue with navy trim</p>
Shorts	<p>Marymount navy blue shorts</p>
Socks	<p>Socks short plain white with navy trim</p>
Shoes	<p>Traditional joggers</p> <ul style="list-style-type: none"> <li>• Sports shoes are to be traditional runners of any colour.</li> <li>• Slip-on style, canvas, flat soled skate, or ankle high basketball shoes are not permitted.</li> <li>• Sports shoes must have a gripped sole.</li> <li>• Students wearing incorrect shoes will be placed in the PBL classroom until corrected.</li> </ul>
Swimming	<p>Sky blue swimming cap with Marymount College print</p>
Tracksuit	<p>Optional navy embroidered zip-up jacket with light blue trim.</p> <p>Optional navy stadium pant.</p> <ul style="list-style-type: none"> <li>• The College tracksuit can only be worn with the sports uniform on Thursday.</li> <li>• The tracksuit jacket cannot be worn with the formal school uniform.</li> <li>• These are optional items.</li> </ul>



## Smart Devices at school

Our core business of teaching and learning needs to be conducted in an environment free from unnecessary distractions or disruptions.

This policy ensures that Smart device use during school hours is managed in a consistent way. It also ensures that students, parents/ carers and teachers all understand the rules of the College regarding the use of Smart devices during school hours and, in particular, learning time.

**The College accepts no responsibility for the security of Smart devices.**

- The Smart device must be turned off and secured in the student's locker when the student arrives at school.
- Students are permitted to check messages briefly during breaks at their lockers.
- Teacher permission is granted for use in the relevant class only.
- Safe keeping of Smart devices is the responsibility of the owner.
- The use of the Smart device, within the

scope of this policy, is during the normal hours of the school day 8:00am to 3:00pm.

- Please note that this policy includes no Smart devices in the Library from 8:00am to 3:30pm.
- Misuse outside these hours, but while on school premises will fall within the scope of the Student Behaviour Support Plan of the College.

### In Class Use

- School Rule: Smart devices, if brought to school, are to be kept in the student's locker during school hours.
- The device must be turned off, unless permission is granted to use during class time. In such instances the class teacher will liaise with the Head of Department and will notify all staff members of the use of Smart devices by students in that lesson.



To view the Student Behaviour Support Policy scan this QR code or visit [www.marymount.qld.edu.au/BCE Policies/Student Protection](http://www.marymount.qld.edu.au/BCE_Policies/Student_Protection).

## Student use of social media

Students engaging in social media will ensure that any activity complies with the guidelines set out in the Student Behaviour Support Policy (Including Anti-Bullying Provisions).



You do not attempt to connect, request 'friends' or follow any teachers or employees of Marymount College.



You take reasonable steps to exclude the College, including uniforms and logos, from any personal posts or uploads.



No representations or statements on behalf of Marymount College are made unless authorised by the Principal.



You do not breach any confidentiality, trust or privacy of any students, staff or families.



You do not engage in any on-line activity which could bring Marymount College or any students, staff or families reputation into disrepute.



You do not create any page or false identity which could cause harm or damage to Marymount College or any students, staff or families.



No statements or uploads are made, that are perceived to be disparaging, abusive, harmful or derogatory towards Marymount College or any students, staff or families.



To view the social media policy scan this QR code or visit [www.marymount.qld.edu.au/Our College/Polices](http://www.marymount.qld.edu.au/Our_College/Polices)



To view the social media policy scan this QR code or visit [www.marymount.qld.edu.au/Our College/Polices](http://www.marymount.qld.edu.au/Our_College/Polices)





## Year 7-9 Assessment Policy

Below is an excerpt of the Junior Assessment Policy.

### An Assessment may be in the form of:

- An assignment completed during school time or at home.
- An exam which is a written piece of work or a practical (that may be performance-based) supervised by a teacher, completed in class time and designed to evaluate knowledge and skills covering contents of a subject.

### Assignment Principles

- Students must keep a copy of all assignments submitted electronically on OneDrive.
- Written scripts must be submitted for orals on the due date. The order of presentation will be decided by the teacher.
- Students must be present on the set day and be prepared to present.

- If a task sheet specifies a due date for submitting a draft, students must submit two copies of the draft, one of which will be returned with feedback. Teachers will keep the other copy.
- Students should always have some evidence of work in progress to show to their teacher if necessary.

### Plagiarism

Plagiarism involves students submitting the work of others as their own, without appropriate acknowledgment or referencing of the original work. Where there is clear evidence of plagiarism, credit will only be given for work that has been identified as the student's own work.

(QSA Policy Statement "Strategies for authenticating student work for learning and assessment.")

### The Year 7-9 Flow Chart on p34-35 explains what processes to follow in the event of:

- Illness or Absenteeism
- Leave From School - During Assessment



To view the Year 7-9 Assessment flow chart scan this QR code or visit [www.marymount.qld.edu.au/Our College/Policies](http://www.marymount.qld.edu.au/Our College/Policies)

## Year 7-9 Homework Policy

Homework is any work or activity which students are asked to do outside lesson time.

### The Purpose of Homework is to:

- help students deepen their knowledge
- help students to develop fluency
- introduce content to students in preparation to learn new content
- extend school learning through additional reading
- work on projects and assignments or prepare oral presentations
- encourage students to become independent learners.

### Student's Responsibility is to:

- take their Record Books to every class and record homework in it
- accept that deadlines must be kept.

### Parent's/Carer's Responsibility is to:

- support students with their homework but accept that their role will become less and less important as students become more responsible and independent
- make it clear to students that they value homework
- check the Record Book at least once a week
- encourage students to meet homework deadlines.

*If parents/carers feel that insufficient or too much homework is being set, they should contact the class teacher who will respond to the situation. If necessary the Curriculum Leader will also investigate the situation.*

### Non Completion of Homework

- When homework has not been done, appropriate action will be taken by the classroom teacher.
- 

- The teacher will 'stamp' the Record Book in order to alert the parents/carers that homework has not been completed for a particular subject. If the student receives three stamps for a subject, the Curriculum Leader will contact the Assistant Principal who will alert the parents/carers that further action may be necessary.
- Homework should not prevent students from participating in an activity after school such as sport, music, clubs of any kind or family commitments. Students should plan such activities to allow time to complete homework.

### Homework Club

This support is provided from 3.10pm - 4.00pm on Thursdays. Students are welcome to utilise as much of that time as is required. There is no need to make a booking, students may just come to the Library.

### Maths Tutoring

Maths Tutoring is available for all students on Friday during lunchtimes in Room A2. Students can work on homework, or assignments and receive help from Maths Teachers.

### Library & Resource Centre

The Library and Resource Centre provides easily accessible, relevant resources to support student learning.

The Teacher Librarian is available to offer guidance to students in completing their research assignments and locating appropriate resources both online and from the book collection. We encourage students to be cooperative, critical thinkers and problem-solvers who make informed decisions. Our Makerspace allows dynamic learning of a self-driven kind, inspiring students to succeed and boosting their confidence in hands-on learning.



To view the Year 7-9 Homework policy scan this QR code or visit [www.marymount.qld.edu.au/Our College/Policies](http://www.marymount.qld.edu.au/Our College/Policies)



To view the Year 7-9 Assessment policy scan this QR code or visit [www.marymount.qld.edu.au/Our College/Policies](http://www.marymount.qld.edu.au/Our College/Policies)



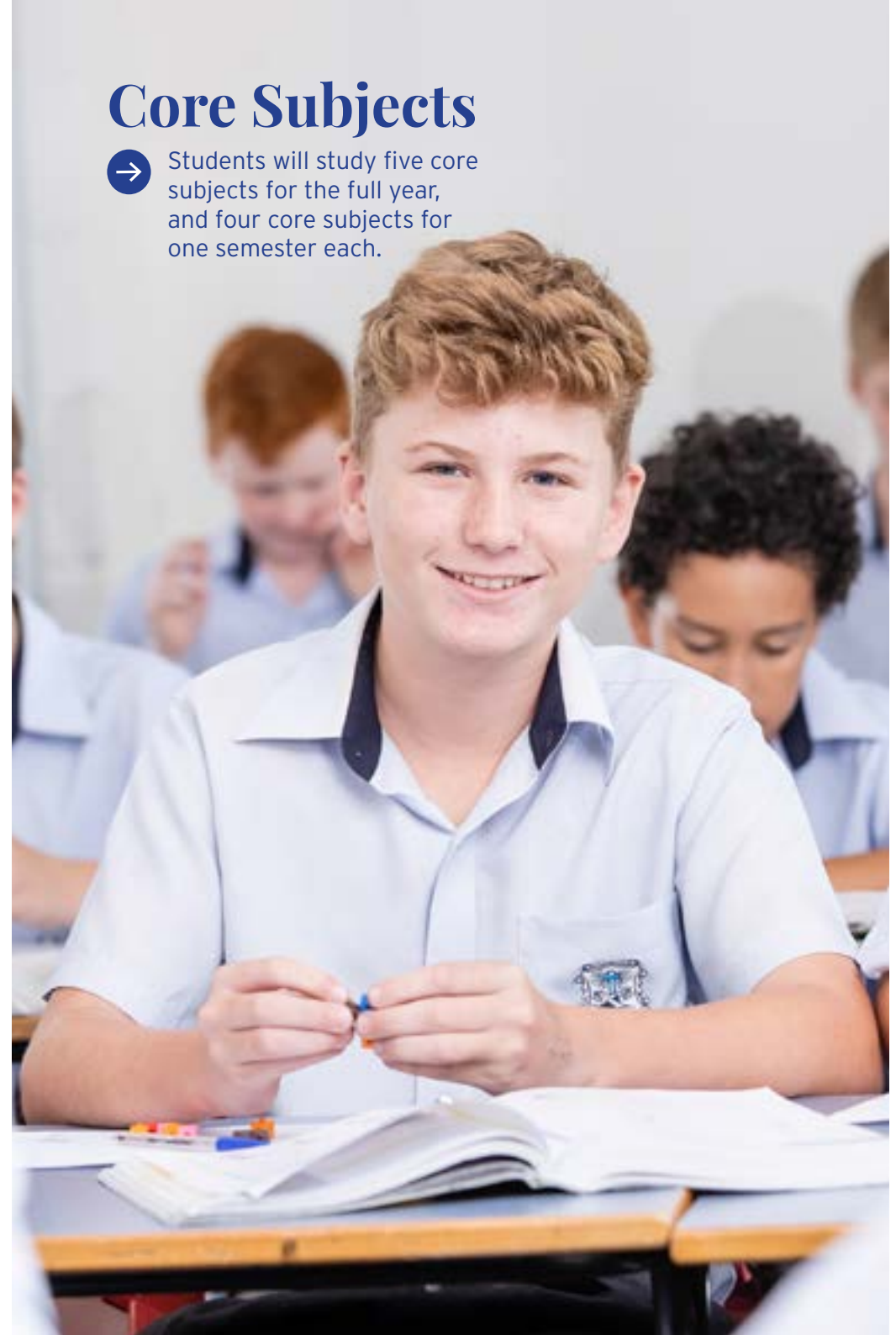
# Your subjects in Year 7

Students will study five core subjects for a full year, four core subjects for one semester, and the Rotation subjects for one term each.

	Core full year	Core one semester	Rotation one term
<b>English</b>	<ul style="list-style-type: none"> <li>English</li> </ul>		
<b>Humanities &amp; Social Sciences</b>	<ul style="list-style-type: none"> <li>Religious Education</li> </ul>	<ul style="list-style-type: none"> <li>History</li> <li>Geography</li> </ul>	<ul style="list-style-type: none"> <li>Economics and Business</li> <li>Civics &amp; Citizenship</li> </ul>
<b>Health &amp; Physical Education</b>	<ul style="list-style-type: none"> <li>Health &amp; Physical Education</li> </ul>		
<b>Languages</b>		<ul style="list-style-type: none"> <li>French</li> <li>Spanish</li> </ul>	
<b>Mathematics</b>	<ul style="list-style-type: none"> <li>Mathematics</li> </ul>		
<b>Science</b>	<ul style="list-style-type: none"> <li>Science</li> </ul>		
<b>Technologies</b>			<ul style="list-style-type: none"> <li>Design Technology</li> <li>Digital Technologies</li> <li>STEAM</li> </ul>
<b>The Arts</b>			<ul style="list-style-type: none"> <li>Drama</li> <li>Music</li> <li>Visual Art</li> </ul>

# Core Subjects

→ Students will study five core subjects for the full year, and four core subjects for one semester each.



## ■ Religious Education

At Marymount College a Catholic view about Learning and Teaching is reflected in both dimensions of Religious Education, namely, the classroom teaching and learning of religion and the Religious Life of the School.

We draw upon the Catholic Christian tradition in ways that are mindful of local contexts and the ecumenical and multi-faith realities of contemporary culture. Students at Marymount College are expected to participate fully in the Religious Education Program. This includes the formal in-class work and the broader religious life of the College (Reflection Days off campus, Liturgies, Prayer Life, Feasts and Celebrations, Outreach and Social Justice).

Religious Education is a compulsory subject and is studied for six periods per fortnight. Students are expected to complete set tasks encouraging them to be lifelong learners and to develop their religious literacy. The Religious Education program at Marymount College has been prepared in accordance with Archdiocesan guidelines and approved by the Brisbane Archdiocesan Accreditation panel. It is not static and continues to develop to meet the students' needs.

Students are provided with opportunities to demonstrate overall performance according to the year level achievement standard and learning intentions. Performance is monitored and recorded in student folios. The four strands studied are: Beliefs, Church, Christian Life and Sacred Texts. Course content is integrated across the four strands and designed appropriately for the Marymount College context.

### Topics Studied

- Where It All Began
- Sacraments and Sacramentality
- Analysis of Sacred Text
- The Power of Words

### Assessment

- Construction of a Brochure as a Visual Representation of a Religious Order in Australia
- Knowledge and Understanding Test
- Oral/Multimodal Presentation
- Knowledge and Understanding Test

### Pathways to Year 9 & 10 Subjects

- Religious Education

### Pathways to Year 11 & 12 Subjects

- Religion & Ethics
- Study of Religion

## ■ English

The Year 7 English program is developed in accordance with the Australian National Curriculum and is built around the three interrelated strands of Language, Literature and Literacy.

Each of the program's four units is designed to develop students' knowledge, understanding and skills in preparation for their senior years of schooling.

Students examine a range of contemporary literature, including poetry and novels, as well as media material that is directly relevant to their present and future lives. An increased level of challenge is built into tasks throughout each year as students move through their middle years of schooling. These tasks are purposefully aligned with the text structures and cognitive demands of the senior ATAR system.

Technical control of language is emphasised through a strong focus on grammar, vocabulary, spelling and expression. Students learn how to master writing for a particular purpose and audience. Comprehension is also an integral part of the English program in the middle years, with students developing their skills in literal, inferential and evaluative understanding.

The English program is designed to assist students to become self-directed learners. Feedback is purposefully shaped to help them develop independence in editing and refining ideas.

### Topics Studied

- Fantasy Worlds: Imaginative
- Take a Stand: Persuasive
- A Novel Idea: Analytical
- Beyond Words: Multimodal

### Assessment

- Imaginative narrative (exam)
- Persuasive letter
- Analytical response (exam)
- Multimodal presentation
- Multiple choice comprehension tests

### Extension Activities

- Readers Cup
- Debating
- Write a Book in a Day
- Marymount Insiders
- Spelling Bee
- Public Speaking

### Pathways to Year 9 & 10 Subjects

- English

### Pathways to Year 11 & 12 Subjects

- English
- Literature
- Essential English

## ■ Health & Physical Education

In Health and Physical Education at Marymount College students develop the knowledge, understanding and skills to strengthen their sense of self and build and manage satisfying relationships.

The curriculum helps them to be resilient, and to make decisions and take actions to promote their health, safety and physical activity participation. As students mature, they develop and use critical inquiry skills to research and analyse the knowledge of the field and to understand the influences on their own and others' health, safety and wellbeing.

Healthy, active living benefits individuals and society in many ways. This includes promoting physical fitness, healthy body weight, psychological wellbeing, cognitive capabilities and learning. A healthy, active population improves productivity and personal satisfaction, promotes pro-social behaviour and reduces the occurrence of chronic disease. Health and Physical Education teaches students how to enhance their health, safety and wellbeing and contribute to building healthy, safe and active communities.

### Topics Studied

- Positive Relationships
- Puberty and Well Being
- Health Benefits of Physical Activity
- Nutrition
- Team Building Activities
- Track and Field
- Fitness Challenges
- Invasion Games

### Assessment

- Practical Assessment of Performances in Physical Activities (50% of Course)
- Theory Assessment is a combination of content in workbooks, written tests, multi-model presentations and assignments (50% of Course)

### Pathways to Year 9 & 10 Subjects

- Health & Physical Education
- Advanced Sports Program

### Pathways to Year 11 & 12 Subjects

- Physical Education
- Health
- Sport and Recreation
- SIS30115 Certificate III in Sport and Recreation + SIS20115 Certificate II in Sport and Recreation

The SIS30115 Certificate III in Sport and Recreation + SIS20115 Certificate II in Sport and Recreation qualification is delivered at Marymount College by Binnacle Training RTO 31319 [www.binnacletraining.com.au](http://www.binnacletraining.com.au)  
Ph: 1300 303 715

## ■ History and Geography

In Year 7, History will be studied in Semester 1 and Geography will be studied in Semester 2.

### History

In History, students study units on archaeological evidence from the Ancient World and Ancient Rome including the discoveries (the remains of the past and what we know) and the mysteries (what we do not know) about this period.

### Geography

The Geography course covers two units. Water in the World examines the many uses of water, its value as a resource, its scarcity, the water cycle and specific water hazards. The Place and Liveability unit examines factors that influence liveability, including the services and facilities needed to support and enhance our lives. It develops students' ability to evaluate the liveability of their own suburb and to investigate whether it can be improved through planning.

### Topics Studied

#### History Topics

- Investigating the Ancient Past
- Ancient Rome

#### Geography Topics

- Water in the World
- Place & Liveability

#### Assessment

- Assignment
- Source and Knowledge tests
- Field Study

#### Pathways to Year 9 & 10 Subjects

- History
- Geography
- Civics

#### Pathways to Year 11 & 12 Subjects

- Ancient History
- Economics
- Legal Studies
- Geography
- Modern History

## French

The benefits of learning a Language for the individual student are significant. Children who have an early start and continue to learn a language maintain advantage in all areas of language, literacy and learning.

### Improved brain development

- Faster rates of development in cognitive functioning
- Improved brain functionality
- Better analytical skills which transfer across all subjects
- Improved skills of observation and ability multi-task.

### Higher academic performance

- Students who study languages tend to score better on standardised tests than their monolingual peers, particularly in categories of mathematics, reading and vocabulary.

### Improved literacy

- Learning languages teaches the students about the nature of language - about languages as a concept, communication, context and culture. These insights into language aid and increase literacy skills.

### Increased opportunities in the Global

#### Economy

- Emotional intelligence increases employability. Culture is a key component in relating to and interacting with others. Global integration and international mobility have increased rapidly in the past decade - communication, travel and business between countries is more common.

(BCE Briefing Paper No.1 2018)

### Topics Studied

- Personal identity
- Family & Animals
- Numbers
- Greetings
- Colours

### Assessment

- Overall Exam (examining Listening, Writing Reading skills)
- Speaking Exam
- Formative Assessment
- Reading and Writing

### Pathways to Year 9 & 10 Subjects

- French

### Pathways to Year 11 & 12 Subjects

- French

## Spanish

### Learn Spanish and a new world opens.

The study of Spanish provides students with opportunities for continued learning and for future employment and experience, both domestically and internationally, in areas such as public relations, commerce, law, logistics, hospitality, education, marketing, international relations, defence force, communications, media, tourism - AND THE LIST GOES ON

The benefits of learning a language for the individual student are significant. Children who have an early start and continue to learn a language maintain advantage in all areas of language, literacy and learning such as;

- Improved brain development
- Higher academic performance
- Improved literacy
- Increased opportunities in the Global

Economy (BCE Briefing Paper No.1 2018)

### Topics Studied

- Role plays to foster fluency, presentation and dramatic skills
- Repetition and game activities to establish good pronunciation and intonation habits, and to foster automatic language production
- Writing exercises to reinforce language learnt through listening and speaking
- Watching videos to learn about culture and practise language items
- Preparing brochures or posters to use language in creative ways
- Working in groups to practise speaking and writing skills and to develop cooperative learning

### Assessment

- Listening, speaking, reading and writing tasks
- Workbook and home learning exercises
- Assignments
- Tests

### Pathways to Year 9 & 10 Subjects

- Spanish

### Pathways to Year 11 & 12 Subjects

- Spanish

## ■ Mathematics

Mathematics is organised around the interaction of three content strands and four proficiency strands, following the Australian Curriculum. The proficiency strands are Understanding, Fluency, Problem Solving and Reasoning. These strands describe how content is explored or developed, that is, the thinking and doing of mathematics.

The Mathematics curriculum provides the opportunity to apply mathematical understanding and skills in context, both in other learning areas and in real world contexts.

Students develop the capacity to recognise and understand the role of mathematics in the world around them and the confidence, willingness and ability to apply mathematics to their lives. All students will be exposed to content and experiences in all strands which will develop understanding and higher order thinking processes necessary for the more difficult mathematics subjects in senior school.

Year 7 students take learning into their own hands with the support of several online resources. The additional support to classroom activities allows students to develop their autonomy, problem-solving and ability to work independently. Online platforms, such as Education Perfect are relevant to 21st century learners with attention grabbing-activities and stimulating challenges.

### Topics Studied

- Number and Algebra
- Measurement and Geometry
- Statistics and Probability

### Proficiency Strands

- Understanding
- Fluency
- Problem Solving
- Reasoning

### Assessment

- Term and Semester Exams
- Problem-solving and modelling tasks

### Extension Activities

- Lunchtime Maths Tutoring
- Canterbury College Maths Comp
- Maths Trust Challenge
- Education Perfect

### Pathways to Year 9 & 10 Subjects

- Mathematics

### Pathways to Year 11 & 12 Subjects

- General Mathematics
- Mathematical Methods
- Specialist Mathematics
- Essential Mathematics

## ■ Science

In Year 7, students explore the diversity of life on Earth and continue to develop their understanding of the role of classification in ordering and organising information. They use and develop models such as food chains, food webs and the water cycle to represent and analyse the flow of energy and matter through ecosystems and explore the impact of changing components within these systems.

They consider the interaction between multiple forces when explaining changes in an object's motion. They explore the notion of renewable and non-renewable resources and consider how this classification depends on the timescale considered. They investigate relationships in the Earth-sun-moon system and use models to predict and explain events. Students make accurate measurements and control variables to analyse relationships between system components. They explore and explain these relationships through appropriate representations and consider the role of science in decision-making processes.

By the end of Year 7, students describe techniques to separate pure substances from mixtures. They represent and predict the effects of unbalanced forces, including Earth's gravity, on motion. They explain how the relative positions of Earth, the sun and moon affect phenomena on Earth. They analyse how the sustainable use of resources depends on the way they are formed and cycle through Earth systems.

Students will predict the effect of human and environmental changes on interactions between organisms and classify and organise diverse organisms based on observable differences.

### Topics Studied

- Chemical Science
- Physical Science
- Earth & Space Science
- Biological Science

### Assessment

- Unit Exams
- Science practical reports
- In class tasks (Marble Run, Telescope, etc.)

### Extension Activities

- Science Night Competition
- Science Week Trivia Challenge

### Pathways to Year 9 & 10 Subjects

- Science

### Pathways to Year 11 & 12 Subjects

- Agriculture Science
- Aquatic Practices
- Biology
- Chemistry
- Marine Science
- Physics
- Psychology

# Rotation Subjects

→ Students will study eight rotational subjects for a term each



## ■ Economics and Business

In Year 7, Business and Economics will be a one term rotational course.

The Year 7 curriculum gives students the opportunity to develop their understanding of economics and business concepts by exploring what it means to be a consumer, a worker and a producer in the market, and the relationships between these groups.

Students explore the characteristics of successful businesses and consider how entrepreneurial behaviour contributes to business success. Setting goals and planning to achieve these goals are vital for individual and business success, and students consider approaches to planning in different contexts, while also considering different ways to derive an income.

The emphasis in Year 7 is on personal, community, national or regional issues or events, with opportunities for concepts to also be considered in the global context where appropriate

### Topics Studied

- The role of consumers and producers in the economy
- Characteristics of entrepreneurs and successful businesses
- Marketing techniques used to inform and persuade consumers
- Financial literacy through budgeting.

### Assessment

- Formative student work booklet
- Creative advertisement piece
- Business report

### Pathways to Year 9 & 10 Subjects

- Business
- Economics
- Civics

### Pathways to Year 11 & 12 Subjects

- Accounting
- Business
- Economics
- Business Studies
- BSB10120 Cert I in Workplace Skills
- BSB30120 Certificate III in Business
- BSB50120 Diploma of Business

The BSB30120 Certificate III in Business and BSB50120 Diploma of Business qualification are delivered by Marymount College on behalf of Prestige Service Training RTO Number 31981 Southport Central, Building 3G, Level 4, 27 Garden Street, Southport, QLD 4215 Ph: 1300 368 097



## ■ Civics & Citizenship

In Year 7, Civics and Citizenship is a one term rotational course.

The Year 7 curriculum provides a study of the key features of Australia's system of government and explores how this system aims to protect all Australians.

Students examine the Australian Constitution and how its features, principles and values shape Australia's democracy. They look at how the rights of individuals are protected through the justice system.

Students also explore how Australia's secular system of government supports a diverse society with shared values.

### Topics Studied

- Government and Democracy
- Laws and Citizens
- Citizenship, Diversity and Identity

### Assessment

- Formative student work booklet
- Test
- Group Assignment

### Pathways to Year 9 & 10 Subjects

- Civics
- History
- Geography

### Pathways to Year 11 & 12 Subjects

- Legal Studies
- Ancient History
- Modern History
- Geography
- Economics
- Business

## ■ Digital Technologies

Digital Technologies in Year 7 is a rotational subject for one term. Students will extend their understanding and skills in computational thinking such as deconstructing problems and prototyping.

Students will be introduced to computational problem solving, using algorithms to develop automation systems for potential entry to RoboCup Junior Robotics competition. They will investigate how data is transmitted and secured in networks to develop their own transmission and receiver devices.

Students will also engage with cyber-security, interacting with a simulated social media account to determine data leaks. They will reflect on the information shared publicly through social media and the problems this may cause.

### Topics Studied

- Algorithms
- Software programming
- Iteration
- Loops
- Design-Develop-Evaluate cycle

### Assessment

- Folio of work

### Extension Activities

- Code Club
- ICT Explorers
- Drone Academy
- Girls' STEM Day
- Maker Space

### Pathways to Year 9 & 10 Subjects

- Digital Technologies
- STEM

### Pathways to Year 11 & 12 Subjects

- Digital Solutions
- Information Communication and Technology

## ■ Design Technology

Design Technology is an exciting subject that enables students to become creative and responsive designers.

Students will consider ethical, legal, aesthetic and functional factors and the economic, environmental and social impacts of technological change and how the choice and use of technologies contributes to a sustainable future. The students will develop the knowledge, understanding and skills required to become discerning decision-makers.

Studying Design Technology will motivate students and engage them in a range of learning experiences that are transferable to family and home, constructive leisure activities, community contribution and the world of work.

Students will use emerging technologies, such as Laser Cutter and 3D Printers to produce effective and meaningful solutions to identified problems or opportunities in personal, family, community and global context.

### Topics Studied

- Engineering Principles and Systems
- Materials and Technologies Specialisations

### Assessment

- Design Folios
- Practical Design Responses

### Pathways to Year 9 & 10 Subjects

- Design & Technologies (Graphics)
- Design & Technologies (Engineering Principles and Systems)
- Design & Technologies (Materials and Technologies)

### Pathways to Year 11 & 12 Subjects

- Design
- CPC10120 Certificate I in Construction
- MEM20413 Certificate II in Engineering Pathways

The CPC10120 Certificate I in Construction and MEM20413 Certificate II in Engineering Pathways qualifications are delivered by Blue Dog Training for Marymount College.  
Blue Dog Training RTO Number: 31193  
[www.bluedogtraining.com.au](http://www.bluedogtraining.com.au) 07 3166 3960

## ■ STEAM

A STEAM approach to teaching and learning provides opportunities for students to develop knowledge, understanding and skills across Science, Technologies, Arts, Engineering and Mathematics.

STEAM skills are vital for Queensland's future.

STEAM skills are addressing issues associated with growing populations and food shortages. STEAM skills are transforming city skylines. STEAM skills are helping our planet adapt to climatic changes. STEAM skills are developing new vaccines and medical treatments. STEAM skills are revolutionising the ways we entertain ourselves.

Learning a STEAM subject gives students opportunities to pursue fulfilling careers and make real differences locally, nationally and internationally. Awareness, education and training in this area will help today's students generate and contribute to the scientific developments and innovations of tomorrow, and provide solutions to some of the big issues we will face in the future.

### Topics Studied

- Problem solving
- Creativity
- Critical analysis
- Teamwork
- Independent thinking
- Initiative
- Communication
- Digital Literacy

### Assessment

- folio of work
- project

### Extension Activities

- Code Club
- ICT Explorers
- Drone Academy
- Girls' STEM Day
- Makerspace
- Science Week competition
- STEM competition

### Pathways to Year 9 & 10 Subjects

- Science
- Mathematics
- Design Technologies
- Digital Technologies
- STEM

### Pathways to Year 11 & 12 Subjects

- Digital Solutions
- Information Communication and Technology
- Mathematical Methods
- Physics
- Design
- ICT30120 Certificate III in Information Technology

The ICT30120 Certificate III in Information Technology qualification is delivered by iVet for Marymount College.  
iVet Institute  
RTO 40548  
[admin@ivet.edu.au](mailto:admin@ivet.edu.au)  
[ivet.edu.au](http://ivet.edu.au)  
Ph: 1300 303 715

## ■ Drama

Drama enables students to participate in dramatic play, drama and formal theatrical performances.

Students make, create and re-create drama through improvisation, role-play, characterisation and interpretation of texts as they plan, rehearse and present their drama to others. Students also reflect on their own drama and the dramatic work of others.

Students are able to participate in extension Drama activities such as entering the Gold Coast Secondary Schools' Drama festival and the Gold Coast Eisteddfods.

Drama also builds on:

- Creativity - the ability to respond to situations and seek solutions
- Confidence - the ability to act and react to situations and people
- Critical thinking - the identification and evaluation of evidence to guide decision making
- Collaboration - the ability to work with others on a shared event
- Communication - the expression of ideas to others (within the class and to the audience)
- Culture - the exploration of difference and unity, be that historical or geographical

### Topic Studied

- Creation of role
- Script work

### Assessment

- Scripted and group devised performances

### Extension Activities

- Evening Drama Excursions to QPAC
- Gold Coast Interschool Drama Competition
- Marymount College Musical

### Pathways to Year 9 and 10 Subjects

- Drama

### Pathways to Year 11 and 12 Subjects

- Drama
- Drama in Practice
- English
- Film, Television and New Media
- Media Arts in Practice

## ■ Visual Arts

The Visual Arts course provides students with the opportunity to develop their inherent imagination, creative problem-solving and art-making skills.

The subject is predominately practical focusing on the Elements of Design through a range of practical activities. Content includes drawing, painting, collage, mixed media and sculpture (ceramics).

Creating art is challenging and enjoyable, students learn perseverance, accountability, develop judgement and the importance of maintaining focus and dedication to a task.

Students are encouraged to develop aesthetic sensitivity, knowledge, understanding and skills in line with the National Curriculum.

### Visual Art Extension

Students have the opportunity to attend the 'Fairweather Art Group' after school to work on their own art, participate in extension activities or complete art assignments.

### Topics Studied

- Introduction to Art - Understanding and applying the Elements of Design

### Assessment

- Practical folio of work
- Visual Diary

### Extension Activities

- Fairweather Art Group (All levels)
- Marymount College Musical (assistance with sets)

### Pathways to Year 9 & 10 Subjects

- Visual Art

### Pathways to Year 11 & 12 Subjects

- Visual Art
- Visual Art in Practice

## ■ Music

Music is offered to students of all ability levels. It is designed to foster creativity and enjoyment by connecting students' own experiences with music in their lives, to meeting the curriculum elements. Students study a range of modern and classical musical styles, performance techniques, and traditional and modern composition techniques with an emphasis on technology. The Music Department is well-resourced with instruments and technology to inspire students, and instil a love and appreciation of music in all its forms.

Year 7 Music is designed to foster a love of music by means of performing, composing, and analysing across the term. Students learn basic music knowledge and skills through studying traditional songs, electronic dance music, and rock music. The Year 7 Music unit has been constructed with a sequence of musical learning in mind which leads directly into Year 8 Music and beyond. Success in the subject of Music does not rely on a skill set that students bring to the class; rather, each student can achieve great academic success by adopting a growth mindset, engaging with the classroom activities, and by constantly challenging themselves.

Through the syllabus objective of composing, students learn basic skills using technology to compose a structured piece of electronic music using loops and GarageBand. This is accompanied by the study of an EDM song so as to inform composition work. The performance objective allows students to learn and experience basic skills on keyboard and guitar, with occasional branching into bass guitar, and drum kit. Students study a piece of modern rock music, and are guided to learn how to play this piece on an instrument of their choosing.

### Topics Studied

- Electronic Dance Music (EDM)
- Rock Music
- Traditional Music
- Composing and performing technologies
- Audio software and manipulation
- Basic skills on a variety of instruments

### Assessment

- Performance - Rock song on an instrument of students' choosing
- Composition - Creating a loops based piece of EDM using technology

### Pathways to Year 8 -10 Subjects

- Year 8 Music - One semester
- Year 9 Music - One semester (N.B. The subject may run across two semesters depending on enrolment numbers)
- Year 10 Music - Two semesters

### Pathways to Senior Subjects

- Music - Year 11 and 12 ATAR subject
- Music Extension - Year 11 preparatory subject for year 12 (non ATAR in Year 11)
- Music Extension - Year 12 ATAR subject

## ■ Instrumental Program

### Learning an instrument?

#### Already in a Marymount Ensemble or Band?

The classroom subject Music is a perfect companion for students who are already involved in music in other areas of their lives, whether this be currently learning an instrument, or involved in an ensemble or band. Even students who do not currently learn instruments have the opportunity to join the subject with guidance and support on how to begin learning at home.

There are many benefits to studying the subject for students who are already in an ensemble or band. These include:

- Any performance in an ensemble or band can be used as credit toward assessment in the subject of Music
- An increased exposure and support network from Marymount College Music staff, who can assist with student learning in the subject
- A wider cross-section of Music curriculum is covered by involvement in both Classroom and Ensemble/Band, which can greatly benefit student results all the way through until Year 12 ATAR Music
- Studying Classroom Music can also provide students with a creative and structured outlet to offset an academic plan with other STEM subjects. Students in previous years who have studied subjects such as Mathematical Methods, Specialist Mathematics, Chemistry, and Physics have also studied Music and Music Extension, and often greatly appreciated this balance in their subject load

Tuition Programs include Voice, Piano and Keyboard, Guitar, Woodwind, Brass, Percussion, and theory. Examinations offered: A.M.E.B. (Classical, Contemporary & Theory), Guild, Trinity College Rock School, Trinity College for Voice.

To apply for tuition visit [www.marymount.qld.edu.au](http://www.marymount.qld.edu.au) > Extra-Curricular > Instrumental Music

### Ensembles

Ensembles offered at the College in 2023: Concert Band, Jazz Ensemble, Vocal Ensemble, Rock Bands, String Ensemble. This may differ in 2024.

To apply for a place in an ensemble visit [www.marymount.qld.edu.au](http://www.marymount.qld.edu.au) > Extra-Curricular>Instrumental Music

Registration for ensembles incurs a once per term payment of \$75 regardless of the number of ensembles a student is involved in. This levy contributes to the costs associated with choirs, ensembles and bands; however, the College continues to heavily subsidise these costs.

Please note, students must re-enrol for ensembles at the commencement of each year.

### Instrumental Bursaries

The bursary recognises student's prior musical achievements and experiences, exemplary attitudes, and demonstration to be an active contributor to the College's Music Department. Successful applicants will be awarded either a full or half bursary at the discretion of the College.

- The Full Bursary covers the cost of private lesson tuition on one instrument for the remainder of the current year.
- The Half Bursary covers half of the cost of private lesson tuition on one instrument for the remainder of the current year.

Bursaries are active for the current year only. Previous applicants need to reapply each year.

Bursaries for 2024 will open in Term 4 2023

To apply for a bursary visit [www.marymount.qld.edu.au](http://www.marymount.qld.edu.au) > Extra-Curricular > Instrumental Music

# Further questions?

Please don't hesitate to contact us.

## **Enrolments**

55861 000

55861 003

[info@marymount.qld.edu.au](mailto:info@marymount.qld.edu.au)

## **Student Administration Office**

55861 006

55861 007

55861 095

[SBURSAO@marymount.qld.edu.au](mailto:SBURSAO@marymount.qld.edu.au)

## **Finance**

[finance@marymount.qld.edu.au](mailto:finance@marymount.qld.edu.au)

## **Assistant Principal Junior Curriculum**

Mr Wes Guthrie

[wguthrie@marymount.qld.edu.au](mailto:wguthrie@marymount.qld.edu.au)

**MARYMOUNT COLLEGE**

**261-283 Reedy Creek Road, Burleigh**

**Waters QLD 4220**

**Phone: 075586 1000**

**[www.marymount.qld.edu.au](http://www.marymount.qld.edu.au)**

**[info@marymount.qld.edu.au](mailto:info@marymount.qld.edu.au)**